



BY VINCENT.VOYAGE TRAVEL BLOG



OVER 170 PAGES OF ESSENTIAL INFORMATION ABOUT NORWAY

# NORWAY

YOUR MUST-HAVE TRAVEL GUIDE



TROMSO  
LOFOTEN ISLANDS  
SENJA  
FJORDS OF NORWAY  
BERGEN  
OSLO

NORTHERN LIGHTS  
ITINERARIES  
ACCOMMODATION  
ACTIVITIES  
FERRIES  
TOLLS & ROADS  
TRANSPORT & PLANNER



Welcome to this guide dedicated to discovering Norway, its most beautiful places, its activities and all the practical information to make the trip go smoothly.

It is a constantly evolving guide that has been around since 2022 now with a first version of a few dozen pages. He has therefore very much!

I decided to make this **guide totally free**, available to **everyone**. No need to pay, no subscription, no email address.

If you want to **help** keep the content completely free and **encourage me** in this work, there are a few ways to do it. Because no, the Vincent Voyage blog is not a job at all and does not allow you to make a living from it. **Your contributions allow you to spend more time on it.**

- Use the [Booking](#) and [Getyourguide](#) links in this guide. I get a small percentage and for you it doesn't cost anything extra
- If you are planning your holiday, even if it is not in Norway, use these links (always the official links, obviously). In it, there is my little username that tells [Booking](#) or [Getyourguide](#) that I am the one who sends you. Similarly, for car rental I use [Discover Cars](#), which I really like.
  - [Book your accommodation on Booking.com](#)
  - [Book your activities on Getyourguide](#)
  - [Find your rental car at Discover Cars](#)

Feel free to bookmark these links! A big thank you to you ! 😊

# NORWAY

## LINKS AND PRACTICAL INFORMATION

*version 2*

<b>THE MOST BEAUTIFUL PLACES TO SEE IN NORWAY .....</b>	<b>9</b>
TROMSO AND ITS AREA .....	10
SENJA ISLAND .....	11
THE LOFOTEN ISLANDS .....	12
BERGEN AND ITS SURROUNDINGS .....	13
THE FJORD REGION.....	14
OSLO THE NORWEGIAN CAPITAL.....	15
<b>THE BEST ACTIVITIES IN NORWAY .....</b>	<b>16</b>
SEE THE NORTHERN LIGHTS .....	17
DOG SLEDDING .....	18
SEE WHALES AND ORCAS.....	19
DISCOVER THE FJORDS BY BOAT.....	20
SEE GLACIERS AND WALK ON THEM.....	21
<b>GENERAL INFORMATION ABOUT NORWAY .....</b>	<b>22</b>
COMING TO NORWAY .....	23
<i>COMING BY PLANE .....</i>	<i>23</i>
<i>COMING BY CAR – MOTORHOME.....</i>	<i>24</i>
GETTING AROUND NORWAY .....	24
<i>TRIP PLANNERS.....</i>	<i>24</i>
<i>AUTOPASS / EPASS 24 FOR TOLLS.....</i>	<i>25</i>
<i>RENT A CAR.....</i>	<i>26</i>
<i>RENT A CAR WITH DISCOVER CARS.....</i>	<i>27</i>
<i>DRIVING IN WINTER.....</i>	<i>28</i>
<i>THE MOST BEAUTIFUL ROADS IN NORWAY.....</i>	<i>29</i>
<i>ROAD CONDITIONS AND CLOSURES .....</i>	<i>30</i>
<i>TRAVELING BY BUS .....</i>	<i>31</i>
<i>TRAVELLING BY TRAIN .....</i>	<i>31</i>

*[Vincent Voyage](#) – Nordic countries and Northern Lights travel blog!*

To *support the blog* and free content : <https://buymeacoffee.com/vincentvoyage>

[contact@vincent.voyage](mailto:contact@vincent.voyage)

<i>FERRIES IN NORWAY</i> .....	32
HOW TO FIND YOUR ACCOMMODATION .....	33
<i>CAMPING IN NORWAY</i> .....	33
<i>HOTELS – CABINS – ACCOMMODATIONS</i> .....	33
WHAT CLOTHES TO PACK BY SEASON .....	34
PAYMENTS IN NORWAY.....	36
BANKS AND CREDIT CARDS.....	36
<b>SEE THE NORTHERN LIGHTS IN NORWAY.....</b>	<b>37</b>
WHEN TO SEE THE NORTHERN LIGHTS .....	38
HOW TO SEE THE NORTHERN LIGHTS .....	39
WHERE TO SEE THE AURORA.....	40
SEE THE NORTHERN LIGHTS WITH A TOUR/GUIDE .....	41
HOW TO PHOTOGRAPH THE NORTHERN LIGHTS .....	42
<b>WHERE TO GO ITINERARIES IN NORWAY .....</b>	<b>43</b>
IDEAS FOR A FIRST TRIP TO NORWAY .....	44
LET’S GO TO SEE THE NORTHERN LIGHTS.....	45
A 2 WEEK ITINERARY TO TROMSO - SENJA - LOFOTEN ISLANDS .....	46
<b>T R O M S O .....</b>	<b>50</b>
TROMSO IN A NUTSHELL .....	51
WHEN TO COME TO TROMSØ .....	52
PLACES TO SEE IN THE CITY .....	53
PLACES TO SEE AROUND TROMSØ .....	54
ACTIVITIES.....	55
<i>SEE THE NORTHERN LIGHTS IN TROMSØ</i> .....	55
<i>SEE THE WHALES AND ORCAS</i> .....	59
<i>DOG SLEDDING</i> .....	62
<i>SNOWMOBILING AROUND TROMSO</i> .....	65
<i>SEE REINDEERS IN TROMSØ AREA</i> .....	68
<i>DISCOVER CAMP TAMOK</i> .....	70
<i>DISCOVER TROMSØ BY BOAT</i> .....	71
<i>OTHER ACTIVITIES</i> .....	73
SUMMARY OF ACTIVITIES AND AGENCIES .....	74
SOME HIKES.....	80

WHERE TO SLEEP .....	81
<i>STAYING IN A COMFORTABLE HOTEL WITH GREAT BREAKFAST</i> .....	82
<i>LOW PRICE ACCOMMODATION</i> .....	83
<i>APARTMENTS AND HOUSES IN TROMSO</i> .....	84
<i>STAYING OUTSIDE TROMSO</i> .....	85
<i>STAYING IN A GLASS IGLOO</i> .....	86
WHERE TO EAT / DRINK / COFFEE .....	87
HOW TO GET THERE AND GET AROUND .....	88
PRACTICAL INFORMATION .....	89
MAP OF TROMSO .....	90
3 ROUTES AROUND TROMSØ IN WINTER .....	91
<i>ITINERARY 1: Around Tromsø with car and activities</i> .....	91
<i>ROUTE 2: Tromsø without a car</i> .....	92
<b>LOFOTEN ISLANDS</b> .....	<b>93</b>
LOFOTEN IN A NUTSHELL .....	94
PLACES TO SEE .....	95
SOME HIKES .....	97
ACTIVITIES .....	98
ALL LOFOTEN ISLANDS ACTIVITIES .....	99
WHERE TO STAY .....	100
WHERE TO EAT .....	102
HOW TO GET THERE AND GET AROUND .....	103
SVOLVAER .....	104
<i>How to get to Svolvaer</i> .....	104
<i>Rent a car in Svolvaer</i> .....	105
<i>What to see in Svolvaer</i> .....	106
<i>Things to do in Svolvaer</i> .....	107
<i>Where to stay in Svolvaer</i> .....	108
HENNINGSVAER .....	109
<i>How to get to Henningsvaer</i> .....	110
<i>What to see in Henningsvaer</i> .....	111
<i>Where to stay in Henningsvaer</i> .....	112
NUSFJORD .....	113
<i>How to get to Nusfjord</i> .....	113

<i>What to see in Nusfjord</i> .....	114
<i>Where to sleep in Nusfjord</i> .....	115
HAMNOY AND SAKRISOY .....	116
<i>What to see in Hamnoy</i> .....	116
<i>What to see in Sakrisoy</i> .....	117
<i>How to get to Hamnoy and Sakrisoy</i> .....	117
<i>Where to stay in Hamnoy and Sakrisoy</i> .....	118
REINE .....	119
<i>How to get to Reine</i> .....	119
<i>What to see in Reine</i> .....	120
<i>Where to sleep in Reine</i> .....	121
Å i LOFOTEN.....	122
<i>Where to stay in Å</i> .....	123
<b>SENJA.....</b>	<b>124</b>
SENJA IN A NUTSHELL.....	125
MUST-SEE PLACES .....	126
ACTIVITIES.....	128
WHERE TO STAY.....	129
WHERE TO EAT .....	131
MAP OF SENJA .....	132
HOW TO GET THERE AND GET AROUND .....	133
<b>2 WEEK ITINERARY TROMSO – SENJA - LOFOTEN .....</b>	<b>134</b>
2 weeks between Tromsø, Senja and the Lofoten Islands.....	135
<i>TROMSO</i> .....	135
<i>SENJA</i> .....	136
<i>LOFOTEN ISLANDS</i> .....	136
<b>BERGEN .....</b>	<b>138</b>
BERGEN IN A NUTSHELL .....	139
PLACES TO SEE IN THE CITY .....	140
PLACES TO SEE IN THE AREA.....	143
ACTIVITIES AROUND BERGEN .....	143
ALL CRUISES AROUND BERGEN AND THE FJORDS.....	144
ALL ACTIVITIES IN BERGEN.....	146

WHERE TO STAY.....	148
WHERE TO EAT .....	150
HOW TO GET THERE AND GET AROUND .....	151
<b>NORWEGIAN FJORDS FROM LYSEFJORD TO ALESUND.....</b>	<b>152</b>
MAP OF THE FJORDS OF NORWAY .....	153
PLACES TO SEE IN THE FJORDS REGION.....	154
ACTIVITIES IN THE FJORDS REGION .....	156
GEIRANGER.....	157
<i>The different viewpoints of Geiranger .....</i>	<i>157</i>
<i>Visiting Geiranger and the surrounding area without a car.....</i>	<i>157</i>
<i>Activities and cruises.....</i>	<i>158</i>
<i>Where to stay in Geiranger.....</i>	<i>159</i>
ALESUND.....	160
<i>What to see in Alesund .....</i>	<i>160</i>
<i>Things to do in and around Alesund .....</i>	<i>161</i>
<i>Where to stay in Alesund .....</i>	<i>161</i>
FLAM.....	162
<i>Flam's train .....</i>	<i>162</i>
<i>A cruise on Naeroyfjord .....</i>	<i>163</i>
<i>Other cruises to Flam or Gudvangen .....</i>	<i>164</i>
<i>Getting to Flam from Bergen .....</i>	<i>164</i>
<i>Getting to Flam from Oslo .....</i>	<i>164</i>
<i>Where to stay in Flam.....</i>	<i>165</i>
<i>What to see near Flam .....</i>	<i>166</i>
WHERE TO STAY IN THE FJORDS REGION .....	167
HOW TO GET THERE AND GET AROUND .....	169
<b>OSLO.....</b>	<b>170</b>
OSLO IN A NUTSHELL.....	171
PLACES TO SEE IN OSLO .....	172
THINGS TO DO IN OSLO .....	175
WHERE TO STAY IN OSLO.....	176
WHERE TO EAT .....	178
HOW TO GET THERE AND GET AROUND .....	179

<b>THE VIKING CHURCHES .....</b>	<b>180</b>
WHAT ARE THE VIKING CHURCHES OF NORWAY .....	180
WHERE THESE CHURCHES ARE LOCATED .....	181
<b>WHO AM I .....</b>	<b>182</b>
SOCIAL MEDIA .....	183
HOW TO SUPPORT THE BLOG AND FREE CONTENT .....	184
OTHER FREE GUIDES.....	186

---

# THE MOST BEAUTIFUL PLACES TO SEE IN NORWAY

---

*Each region discussed here will be the subject of a very detailed section later in the guide*

## TROMSO AND ITS AREA

Tromso is a huge playground, whatever the season. People mainly come to Tromso in winter for its activities, because it's one of the best places to see the northern lights, because you can go dog sledding or see whales and orcas.

But Tromso is more than that: it's a paradise for hikers, with hundreds of trails, each more beautiful than the last.

You can visit the region with or without a car, immersing yourself in fantastic landscapes, visiting the [island of Kvaløya](#), the Signaldalen mountains and the Lyngen Alps in particular. In short, it takes more than one trip to get the hang of it!

Blog articles and resources :

- [What to do in Tromso](#): I give you all the information you need to prepare your trip to Tromso, including activities, places to see and how to get organized.
- [What's the best time to visit Tromso](#): because there's always something to do in Tromso, but the activities are specific to each season, I tell you month by month what you can do.
- [Where to stay in Tromso](#): I present the range of accommodation in Tromso, from the good to the cheap to the unusual.
- [The best things to do in Tromso](#): I show you everything you can do in Tromso to make the most of your stay. And if you want more, here are [all the activities in Tromso](#) !
- [Tromso, the dog-sledding paradise](#): find out how to dog-sled and the best service providers
- [See orcas and whales in Tromso and Skjervøy](#): here's all you need to know about whale watching, the best time to go, and the different boats available.
- [The map to visit Tromso](#): on a single map, you'll find all the information you need to visit Tromso.
- [The best guides for seeing the Northern Lights in Tromso](#): find the best agencies and guides, and advice on how to choose the best one for you.
- [The 10 best places to see the Northern Lights around Tromso](#): because you need to see the Northern Lights in the right conditions, here's a list of good places to admire them.
- [Cheap car hire in Tromso with Discover Cars](#): find your car with a quality comparator



[Vincent Voyage](#) – Nordic countries and Northern Lights travel blog!

To support the blog and free content : <https://buymeacoffee.com/vincentvoyage>  
[contact@vincent.voyage](mailto:contact@vincent.voyage)

## SENJA ISLAND


Just outside Tromsø, a 3-hour drive or [1-hour ferry ride from Sommarøy](#), lies [the fabulous island of Senja](#). A true concentrate of Norway, with fjords, mountains, fjords, mountains and... absolutely nobody, or almost nobody.

Senja is a paradise, and you've got to make the most of it before more and more people discover it (well ok, since I'm talking about it so much, I'm not helping keep it quiet!)

You've got to visit all the fjords in the north and west, go to Sifjord for a slap in the face, take a walk in Anderdalen Park and of course see the aurora because yes, *Senja is an excellent place to see the northern lights!*

Blog articles and resources :

- [What to do in Senja](#): discover the most beautiful places and activities to do in Senja
- [The best map to visit Senja](#): a map with all the info and places to know what to see
- [How to get to Senja](#): find out how to get here by car, ferry or plane
- [The best accommodation in Senja](#): here's a list of interesting accommodation in Senja
- [A 2-week itinerary between Tromsø, Senja and the Lofoten Islands](#): I suggest a great itinerary to discover the most beautiful places in the north.
- [The village of Gryllefjord](#): Gryllefjord is one of the most beautiful places in Senja.



## THE LOFOTEN ISLANDS


We're talking about the [most beautiful landscapes in Norway](#), no less. **Incredible mountains** of impressive black stone. And that's over several hundred kilometers. And with all this, the Lofoten Islands boast **magnificent fishing villages** such as Nusfjord, Henningsvaer, Reine and many others.

The Lofoten Islands are especially popular in summer, as they boast some of the **most beautiful beaches** in the world. Fine sand, transparent water, all surrounded by mountains. Heavenly! Well, except for a few degrees.

The weather is quite funny, very cloudy, sometimes beautiful, often rainy. These are the Lofoten Islands, which can be visited in any weather!

Blog articles and resources :

- [What to see in the Lofoten Islands](#): discover all the places to see and things to do in the beautiful Lofoten Islands
- [What to do in Lofoten](#), all the best activities like hiking, kayaking...
- [The best map for visiting the Lofoten Islands](#): and it's all on one map!
- [The best hotels in the Lofoten Islands](#): here's a super-helpful list of accommodation, houses and hotels, to stay in the Lofoten Islands.
- [A 2-week itinerary between Tromso, Senja and the Lofoten Islands](#): here's how to discover the most beautiful spots in northern Norway
- [Rent a car to discover the Lofoten Islands](#): here's a good comparison to rent the right car in Norway
- [The best ways to get to Lofoten Islands by car, plane or ferry](#) : find out all the ways to arrive in paradise!



## BERGEN AND ITS SURROUNDINGS

Bergen is probably Norway's most beautiful city (it's a battle with Alesund). With its crazy architecture, its different districts of wooden houses, its historic past, notably embodied by the **Unesco-listed Bryggen docks** and its royal buildings, Bergen has it all.

[Bergen has it all](#) (except for the weather, let's face it), and that's not all. It's a city where you feel really good, and you love strolling through the narrow streets, along the peninsula and along the quays. We'll love taking the funicular up to the top.

But above all, Bergen is a great starting point for discovering the surrounding area, especially the fjords. In other words, it's easy to [get to Flam by boat](#) or train, to [discover Naeroyfjord and the fjords around Bergen](#). Or simply head north to the fjord region for a great roadtrip!

### Blog articles and resources :

- [What to do in Bergen](#): historic districts, wooden houses, cruises, I tell you everything for a great stay in Bergen
- [The best accommodation in Bergen with Booking](#): use Booking to find the right accommodation in Bergen. Or check this blogpost (in French) to see [the best hotels in town](#)
- [Cruises in the fjords around Bergen](#): here are all the cruises to discover the fjords around Bergen
- [A one week itinerary in Bergen and the fjords](#) : one week in the best places around Bergen (in French)
- [How to get from Bergen to Flam](#): Flam is one of the region's must-sees, so here's how to get there
- [Rent a cheap car to discover the fjords with Discover Cars](#): here's a trusted comparator to find your car



[Vincent Voyage](#) – Nordic countries and Northern Lights travel blog!

To support the blog and free content : <https://buymeacoffee.com/vincentvoyage>  
[contact@vincent.voyage](mailto:contact@vincent.voyage)

## THE FJORD REGION

[Norway's fjord region](#) is said to stretch from Stavanger (with the Lysefjord) to Alesund. That's big! And on top of that, there are so many things to do, so many places to see, so many roads to take, so many Viking churches to discover.


Incredible fjords like Naeroyfjord, Geiranger or Sognefjord, churches like Borgund or Urnes, take the country's most beautiful road, Sognefjell, relax in Fjaerland, which is a real paradise.

But you also have mythical places like the Trollstigen road (beware, many [roads in Norway are closed for part of the year](#)), the village of Geiranger and its Dalsnibba viewpoint. Well, I could mention them all, but that's not the point.

The fjords are [one of the best places to visit in Norway in summer](#), but not the only one. In winter, the weather and road closures make it much harder, but either way, you're in for a real treat!

### Blog articles and resources :

- [The most beautiful places in Norway's fjords](#)
- [Fjord cruises around Bergen](#)
- [How to get from Bergen to Flam](#)
- [Rent a cheap car to discover the fjords with Discover Cars](#)



## OSLO THE NORWEGIAN CAPITAL

So no, the Norwegian capital isn't a city with the wow factor of European imperial cities. [In Oslo](#), you'll find [some really interesting museums](#), like the FRAM on polar expeditions, Norwegian folklore, the history of the country, the Nobel Peace Prize...

But it's also a **very pleasant city** to stroll around, with its attractive architecture, wide sidewalks and many parks like Vigeland. So it can be a good stopover for a long weekend or to start your stay in Norway, Oslo never disappoints 😊

### Blog articles and resources :

- [What to do in Oslo](#)
- [The best accommodations with Booking](#)
- [How to get from Oslo airport to the city center](#)
- [Where to stay near Oslo Gardermoen airport](#)



---

## THE BEST ACTIVITIES IN NORWAY

---

## SEE THE NORTHERN LIGHTS


As I'll explain much more in the next section, the northern lights are a must-see in Norway, at least in the north, 8 months a year (September to April).

To optimize your chances, go beyond the Arctic Circle, go where the weather is good (I especially recommend Tromso, Senja or Finnmark), but above all I advise you to follow the [advice for hunting the northern lights](#). Namely:

- **be mobile** to escape the clouds (because, of course, with clouds, there's no chance of seeing the aurora)
- **anticipate the weather** by using websites to find out about cloud cover. That way, you'll know where to go, where the clouds are going to be, and where the clear skies are, hour by hour. Use Ventusky for this.
- **avoid light pollution**; you need to be in a dark environment to see the aurora in the right conditions
- have a **clear view**, because if you're locked up somewhere, behind mountains, you won't see much.

Anyway, as you have [some of the best places to see the Northern Lights](#) in Norway, here are some key articles to help you in your quest for the Northern Lights:

- [All the questions and answers about the northern lights](#)
- [See the northern lights in Tromso](#)
- [The best agencies to see the Northern Lights in Tromso](#)
- [See the Northern Lights in Lofoten Islands](#)
- [Where to see the Northern Lights in Senja](#)



[Vincent Voyage](#) – Nordic countries and Northern Lights travel blog!

To support the blog and free content : <https://buymeacoffee.com/vincentvoyage>  
[contact@vincent.voyage](mailto:contact@vincent.voyage)

## DOG SLEDDING

With so much snow, there's plenty of opportunity for dog sledding in much of the country. Okay, especially in the north near Tromsø, in Finnmark, and in the center. It's a super fun, active activity, with a lot of contact with the doggies, who are adorable.

Personally, I love it, both for the sledding part and for staying with the huskies, who are real athletes!

You can do it from November to April, although it will depend on the snow conditions, which makes a lot of sense 😊

- [Dog sledding in Tromsø](#)
  - [Recommended agency opposite the Lyngen Alps](#)
- [Dog sledding in Lyngen Alps](#)
- [Dog sledding in Alta](#)
- [Dog sledding in the Lofoten Islands](#)
- [Dog sledding near Lillehammer](#)
- [Dog sledding in Roros](#)
- [Dog sledding 2 hours from Bergen](#)
- [Dog sledding in Trondheim](#)
- [Dog sledding on a glacier in Folgefonna](#)



## SEE WHALES AND ORCAS

This is one of Norway's most popular activities. Whales and orcas line the country's coasts for much of the year, and are fairly easy to see.

In **Tromsø**, they can be seen from early November to late January. Sometimes a little earlier, sometimes a little later, it can vary by a week or two. We go to see them by boat at Skjervoy, a 3-hour drive from Tromsø. There are several companies offering this service, and I'll tell you all about them in the following article:

- [discover all orca and whale watching cruises in Tromsø](#)
  - [recommended cruise with Brim Explorer](#)

In **Andenes**, just north of the Vesteralen Islands, you can see them all year round. The only problem is the weather. It can blow very hard, and outings are regularly cancelled.

- [discover whales from Andenes](#)

In **Lofoten**, you can see them. Last year they saw a lot, mainly orcas enjoying themselves along the coast. In **Alta** and along the coast, it's a cetacean paradise. You can sometimes see them from the coast (especially dolphins), but you can also take a boat trip into the fjord to see them up close.

- [discover the whale watching cruise from Alta](#)




## DISCOVER THE FJORDS BY BOAT

With so many fjords and thousands of kilometers of coastline, it would be a shame not to take advantage of them. I do it on almost every trip, and definitely when I'm in a new place (Tromso, Oslo, Bergen, Geiranger, Naeroyfjord, Trollfjord...).

There are impressive boat trips all over the country and in every season. Here are the main fjord cruises – there's bound to be one in your area! Oh, and in the next article, I'll also list all the [fjord cruises around Bergen](#).

- **Bergen**
  - [Discover the Mostraumen](#)
  - [Bergen to Flam by boat](#)
  - [Cruise from Bergen to Fjaerland](#)
- **Stavanger**
  - [Cruise on Lysefjord and Preikestolen](#)
- **Naeroyfjord**
  - [Naeroyfjord cruise from Flam or Gudvangen](#)
  - [Naeroyfjord cruise from Bergen](#)
- **Geiranger**
  - [Discover Geirangerfjord by speedboat](#)
  - [Boat cruise from Hellesylt](#)
- **Oslo**
  - [Discover Oslofjord and the bay](#)
- **Lofoten Islands**
  - [Silent cruise in Trollfjord, Norway's narrowest fjord](#)
- **Tromso**
  - [Discover the Tromso fjords by electric boat](#)
- **Alta**
  - [Cruise the fjords around Alta](#)



## SEE GLACIERS AND WALK ON THEM

There are still quite a few glaciers in Norway, especially in the center, in the big ranges like Jostedalsgreen. But in general terms, here are the glaciers you can visit:

- **Nigardsbreen**, accessible from Road 55, in the Jostedalsgreen. You can walk on it with guides ([see here](#)).
- **Briksdalsbreen**, on the other side of Jostedalsgreen, accessible via a short walk
- **Bøyabreen**, from Fjaerland, a few minutes' walk from the parking lot
- **Folgefonna**, next to Odda, a magnificent setting that can even be hiked ([see here](#))
- **Okstindbreen**, further north in Helgeland, can also be hiked with a guide ([see here](#)).
- **Svartissen**, also in Helgeland, is Norway's 2nd largest glacier. It is located in a superb national park. A nice hike to get there, between lakes and mountains.
- **Steindalsbreen**, a glacier in the magnificent Lyngen Alps, not far from Tromso.



---

## GENERAL INFORMATION ABOUT NORWAY



---

[Full article about Norway](#)

## COMING TO NORWAY

### COMING BY PLANE

- Main airports with direct flights from abroad :
  - Oslo, Bergen, Tromso, Harstad/Narvik, Trondheim, Stavanger
- Other airports within easy reach of Oslo or Bergen
  - Alesund, Bodo, Hammerfest, Alta, Andoya, Mo i Rana, Kirkenes...
- Main companies: [Air France](#) / [KLM](#) / [Lufthansa](#) / [Norwegian](#) / Wideroe / [FlySAS](#) / [Finnair](#), [Wizzair](#), [Easyjet](#) .
- The earlier you start, the cheaper it is, especially at Norwegian (good company)
- It is absolutely necessary to **COMPARE**, prices vary enormously from one day to the next, from one company to another, for no reason. I use [Booking Flights](#) and [Kayak](#), I like it a lot, reliable. But there are others.



Always sit at the window!

## COMING BY CAR – MOTORHOME

- Don't forget to sign up for the [autopass](#) (see below) for tolls, tunnels and ferries (in the following article I explain everything about [tolls in Norway](#))
- Beware of periods when winter tyres are mandatory (mid or late October, until May, depending on the region). The tyres must be 3mm deep. [More information here](#).
- We go through Germany, Denmark and Sweden. You can pass through Finland from the Baltics via the ferry between Tallinn and Helsinki.
- Where to take the ferry from Denmark/Germany
  - Hirtshals (Denmark) – Larvik (the main one, just next to Oslo)
  - Kiel (in Germany) - Oslo
  - Frederikshavn (Denmark) - Oslo
  - Copenhagen (Denmark) – Oslo
  - [Compare ferries and prices with Direct Ferries](#)



## GETTING AROUND NORWAY

### TRIP PLANNERS

Super important especially if you don't travel by car. Planners make it possible to... well plan of course! Knowing the bus/train/boat schedules... everything to avoid wasting too much time in your journeys.

- [Entur.no](#) – The classic that works all over the country
- [Ruter.no](#) – for Oslo
- [Svipper.no](#) – For Tromso and the entire Troms region
- [reisnordland.no](#) – for the Lofoten Islands

## AUTOPASS / EPASS 24 FOR TOLLS

- Many ferries and tunnels are paid for automatically via the license plate
- If you rent a car up there, you have autopass automatically, you don't have to do anything
- **To put it simply**, if you come with your own vehicle :
  - You can choose from several procedures:
    1. registration on **EPASS 24** to register your license plate
      - and Ferry Pay to pay for ferries automatically
      - All this does not lead to a reduction
    2. Register on **SKYTTELPASS** to register your plate, receive the box and benefit from discounts
      - Then AutoPassferje for big discounts on ferries
- 1. Register on **AUTOPASS** via **EPASS 24**
  - The simple registration on EPASS 24 allows the plate to **be read** and the invoice to be received at the end
- 2. Register on **Skittelpass** (where Flyt / BroBizz works throughout Scandinavia! / Fremtind Service / ØresundPay) to receive the **box** because with this box...
- 3. You can register on **autopassferje.no** and have :
  - Discounts of up to 50% on almost ALL ferries !
  - We make a cash advance of 200€ (the prepayment)
  - And you get your money back at the end
  - CAREFUL! With you have to do it in advance to receive your pass, it can take time
  - GOOD NEWS: If you register for Skittelpass but don't receive the box in time, you can still register on autopassferje and benefit from the discounts. The most important thing is to register.
- 4. If you do not wish to make an advance payment and still pay for the ferries automatically, then you must register on [FERRYPAY](#)
- 5. If you don't have the badge or Ferrypay, then you will pay for the ferries one by one, someone always passes by with the payment terminal.

★ ***I explain absolutely everything about tolls and ferries in Norway in this article*** ★

## RENT A CAR

- All major companies are equal (Hertz, Europcar, Avis...)
    - Avoid Thrifty, a lot of hidden fees and it becomes very expensive
  - You have to pay attention to the **daily mileage** included, because you drive a lot
  - **Choice of car :**
    - An **SUV / 4x4 is not mandatory at all**. The roads are well maintained
    - Opt for an **automatic gearbox** because the roads are never straight, for driving comfort (and enjoying the view)
    - Also **hybrid** if you can, to avoid overspending on gas
    - Electric car if you don't drive too much, especially during winter (because of the battery)
  - **Winter equipment**
    - All cars are well equipped for winter, no worries!
    - They have winter tyres, sometimes studded, they resist everything
    - I admit that the heated seats are nice after a night out
1. How to **search**
- First of all, it is absolutely necessary to **COMPARE**. I use [Discover Cars](#) and [Rental Cars](#) as a comparator, I'm happy with it. Take a look at the different offers
  - But I rent more and more from [Discover Cars](#), I like it a lot! It's very clear and competitive prices
  - Then also watch live on the rental companies' websites, sometimes it's more interesting
- **[GETAROUND](#)** – Car sharing
    - Super convenient
    - More choice than renting in an agency
    - Reliable (tested in Tromso and approved!)
    - Beware of the limited daily mileage
    - [Try it and get €15 for your first rental](#)
  - Rent a **VAN**
    - It is possible to rent a van in Norway, but it is very expensive. There are local companies in each region, especially Lofoten, Tromso and Oslo.
      - Take a look at [Arctic Campers](#), [Campervannorway](#), [Nordiccampers](#) (Oslo) , [MotorhomeRepublic](#)...
      - But also on [Kayak Camper](#) !

## RENT A CAR WITH DISCOVER CARS

Since 2023, I have been using [Discovercars](#) to rent my cars. At the beginning, simply because Kayak offered me these results as the most interesting. Then because it is indeed very interesting, reliable and clearer than other sites. So since then, I've been very satisfied !

Example of my last research, a week in Oslo in January. Less than 30€ per day.

Pick-up/Drop-off location Change  
**Oslo Airport (OSL)**

Pick-up date  
Jan 6, 2025 11:00

Drop-off date  
Jan 13, 2025 11:00

Driver's country of residence is **France** and age is **30-65**

Search now

Small cars  
4 1  
  
from €202.71

Medium cars  
5 2  
  
from €226.08

Large cars  
5 2  
  
from €223.41

SUVs  
5 2  
  
from €223.41

Vans  
9 2  
  
from €875.47

Station wagons  
5 3  
  
from €300.99

Showing 217 out of 217 cars Sort by Recommended

**Black Friday deals**  
Book now and save up to 70%

14d
19h
50m

**Popular filters**

- Automatic Transmission €220.29
- Debit card for deposit €226.08
- 6+ seats €875.47
- In terminal €202.71
- 5 seats €223.41
- Unlimited mileage €202.71
- Very good 8+ €202.71
- Air Conditioning €202.71

**Special offers**

- Instant confirmation! €202.71
- Car model guaranteed €1,820.84
- Online check-in €220.29
- Zero emission €220.29

**Number of seats**

- 2 seats €320.65
- 4 seats €202.71
- 5 seats €223.41
- 6+ seats €875.47

**Location type**

- In terminal €202.71  
The rental desk and car are in the terminal.
- Car rental center €316.77  
The rental desk and car are in the airport's car rental center.

**Supplier rating**

How our customers rate the rental supplier

- Very good 8+ €202.71
- Good 7+ €202.71

**Car Specifications**

- Air Conditioning €202.71
- Automatic Transmission €220.29
- Manual Transmission €202.71

[Show more](#)

Excellent service

**Toyota Aygo** or similar Mini

Manual 4 seats 1 bag Air Conditioning 3 doors

- ✔ Oslo Airport (OSL) In terminal pick-up
- ✔ Instant confirmation!
- ✔ Unlimited mileage
- ✔ Partial prepayment

Rental Conditions

Alamo

8.7 ★

Very good 371 reviews

Total for 7 days  
**€202.71**  
Free cancellation

View deal

Excellent service

**Toyota Aygo** or similar Mini

Manual 4 seats 1 bag Air Conditioning 3 doors

- ✔ Oslo Airport (OSL) In terminal pick-up
- ✔ Instant confirmation!
- ✔ Unlimited mileage
- ✔ Full prepayment

Rental Conditions

Alamo

8.7 ★

Very good 371 reviews

Total for 7 days  
**€202.71**  
Free cancellation

View deal

Excellent service

**Suzuki S-Cross** or similar Intermediate SUV

Manual 5 seats 2 bags Air Conditioning 5 doors

- ✔ Oslo Airport (OSL) In terminal pick-up
- ✔ Instant confirmation!
- ✔ Unlimited mileage
- ✔ Full prepayment

Rental Conditions

Alamo

8.7 ★

Very good 371 reviews

Total for 7 days  
**€223.41**  
Free cancellation

View deal

★ [Find your convenient car with Discover Cars](#) ★

Vincent Voyage – Nordic countries and Northern Lights travel blog!

To support the blog and free content : <https://buymeacoffee.com/vincentvoyage>

[contact@vincent.voyage](mailto:contact@vincent.voyage)

## DRIVING IN WINTER

- Driving on snow and ice is easy!
- The roads are well maintained in Norway
- The tyres grip the road very well
- Snow plows go out quickly when it's snowing or windy (because the wind brings snow onto the road)
- Some **common-sense** precautions:
  - Long safety distances, because braking is much longer
  - No sudden movements, no hard braking, no fast sharp turns
  - You have to anticipate and be attentive

Be VERY CAREFUL during storms, as driving conditions can quickly become difficult. Check the weather forecast before setting off.



Sometimes you can't see anything at all. Imagine at night.!


## THE MOST BEAUTIFUL ROADS IN NORWAY

In Norway, we have exceptional roads. It's really a place where you enjoy driving. There are mainly roads classified as "scenic roads", i.e. the most beautiful in the country. Suffice to say that they are heavy.

Please note that some of these roads are not open all year round (see section on road conditions).

So we have, from north to south,:

- Varanger – the end of the world towards Kirkenes
- Havoysund – right next to the North Cape
- Senja – the very beautiful road from Torsken to Husoy
- Andoya – In Vesteralen, the west coast of Andenes
- Lofoten – The road that crosses... all the islands! She's crazy. Until the end (especially)
- Helgelandskysten – 400km along the Atlantic crossing the archipelagos
- Atlanterhavsvegen - The very famous Atlantic route
- Trollstigen – up to Geiranger, need we still introduce this fantastic road
- Gamle Strynefjellsvegen – A small road in a valley between mountains and wild rivers
- Rondane – a road in the heart of Rondane National Park, its mountains and lakes
- Sognefjell road – just amazing. Wedged between the Jotunheimen and the Jostedalbreen
- Valdresflye – the gateway to the Jotunheimen, magical
- Gaularfjellet – in the mountains near Fjaerland, obviously superb
- Aurlandsfjellet – also called Snovegen, it runs along the Aurlandsfjord and offers a crazy view
- Hardanger – as the name suggests, it runs along the Hardangerfjord and down to Odda
- Hardangervidda – It plunges into the high plateaus of the sublime park of the same name
- Ryfylke – A route that crosses fjords and mountains such as the Lysefjord to Stavanger
- Jaeren – The south coast, along the beaches and unique landscapes in Norway



## ROAD CONDITIONS AND CLOSURES

Norway is a country with quite funky weather conditions, so it's important to check the condition of the roads, whether they're closed and for how long.

- In winter, roads may be closed due to avalanches
  - But are generally reopened quickly
  - And it shouldn't scare you, they're not dangerous, they just block the road
- To know the state of the roads, you have to go to [THIS SITE](#) and zoom in on the region
  - By clicking on the panel, you can see how long the closure will last
- Some roads are also closed every year due to snow. These are mainly roads in the centre of the country. Here are the dates of previous years

		2017	2018	2019	2020	2021
D/M = Dato/Måned - Date/Month - Datum/Monat		D/M	D/M	D/M	D/M	D/M
<b>Fv 8100 Varanger, Hamningbergvegen</b>	=====	25/05	12/05	18/04	20/05	26/04
	==X==	19/11	09/11	04/11	22/12	11/11
<b>Fv 63 Geiranger -Trollstigen, Trollstigen</b>	=====	24/05	11/05	16/05	12/06	21/05
	==X==	13/11	07/12	30/10	30/11	16/11
<b>Fv 63 Geiranger -Trollstigen, Langvatnet - Geiranger</b>	=====	26/05	9/05	16/05	17/06	15/05
	==X==	18/11	20/12	09/01 2020	01/12	25/11
<b>Fv 258 Gamle Strynefjellsvegen</b>	=====	15/06	-	16/06	29/06	15/06
	==X==	11/10	-	24/09	22/09	23/09
<b>Fv 55 Sognefjellet, Rustasætre - Turtagrø</b>	=====	28/04	25/04	12/04	01/05	26/04
	==X==	18/11	17/11	06/12	23/11	23/11
<b>Fv 51 Valdresflye, Garli - Maurvangen</b>	=====	31/03	23/03	1/04	05/04	31/03
	==X==	23/12	25/12	09/01 2020	23/12	31/12
<b>Fv 613 Gaularfjellet, Mel - Mjell</b>	=====	28/04	26/04	14/04	02/05	27/04
	==X==	20/11	25/12	09/12	11/12	03/01 2022
<b>Fv 5627 Aurlandsfjellet, Aurland / Lærdal - Stegastein</b>	=====	01/06	27/05	03/06	03/06	01/06
	==X==	20/10	12/10	29/10	06/11	19/10
<b>Fv 520 Ryfylke, Røldal - Hellandsbygd</b>	=====	16/05	15/05	11/05	16/06	01/05
	==X==	21/11	20/12	04/12	14/12	05/12

★ [I explain everything about road closures in Norway in this article](#) ★

## TRAVELING BY BUS

- A VERY developed bus network throughout the country
- Use planners for schedules, stops ([entur.no](http://entur.no) and more)
- Be careful, some places (like around Tromso) only have one or two buses a day, you really have to check before
- There is no bus connection between the centre (Trondheim) and the north

## TRAVELLING BY TRAIN

Then it's possible to travel by train in Norway. It takes time, but the trains are comfortable and the journeys superb (especially the Oslo Bergen).

The main cities are connected, but not necessarily with each other, the difficulty will be that you often have to go back to Oslo to visit the south (Andalsnes, Bergen, Stavanger).

At the top you can go to Bodo (then take the ferry to Lofoten or the bus to Narvik or Tromso), but there is a Swedish line that goes all the way to Narvik. This line passes through Kiruna and departs from Stockholm.

[Tickets can be booked on VY.no](http://VY.no)




*[Vincent Voyage](http://VincentVoyage.com) – Nordic countries and Northern Lights travel blog!*

To support the blog and free content : <https://buymeacoffee.com/vincentvoyage>  
[contact@vincent.voyage](mailto:contact@vincent.voyage)

## FERRIES IN NORWAY

- A lot of ferries possible, especially in the southwest
- No need to book
  - except for **Bodo – Moskenes!** [It can be done here](#)
  - [I tell you everything about the Bodo – Lofoten ferry in this article](#)
- For schedules and prices, you have to check on a case-by-case basis (and -50% with autopassferje.no)
- The list of routes and companies is [available HERE](#)
  - You search for your route, you click
  - It takes you to the company's website
  - And there you have to do a search in the proposed routes
- Routes and ferries in the TROMS can also be checked on
  - This [local planner](#) (svipper.no)
  - and [entur.no](#)



## HOW TO FIND YOUR ACCOMMODATION

### CAMPING IN NORWAY

- Wild **camping** is allowed EVERYWHERE (except cities, of course)
  - As long as the opposite is not indicated
  - You can pitch your tent 150m from an accommodation
  - No more than 2 consecutive nights
  - This is also the case for setting up your motorhome
- Because of abuses, restrictions are put in place in Lofoten
- Find [HERE](#) a map of places and camping areas
- And even more on [Park4night](#) !
- Making a fire is sometimes allowed. ESPECIALLY NOT in wooded areas
  - It is absolutely necessary to turn off the lights before leaving
  - (It's common sense but you never know)

### HOTELS – CABINS – ACCOMMODATIONS

- Accommodation is very expensive in Norway. It doubles or even triples during the tourist season.
- Easily more than 100€ per night, even for private homes
- Moving away from the center allows you to have views of fjord/mountains, that kind of thing (especially in the north)
- The main hotel chains that are good are the Tuna, Scandic. Radisson is not bad too.
- But we really have to compare. In Norway prices vary a lot between high and low season (from single to double)
- In comparator, I mainly use [Booking](#), they also have private accommodation. I don't use Airbnb because of the fees, way too much now



*[Eliassen Rorbuer in Hamnøy, Lofoten Islands](#)*

## WHAT CLOTHES TO PACK BY SEASON

- **GENERAL**
  - The weather is extremely variable
  - Temperatures can drop very quickly
  - It's always windy
  - It is very often wet (rain, snow)
- **WINTER**
  - It can be COLD (between 0 and -25 inland)
  - Du vent surtout sur les côtes
  - Sometimes there are thaws, it rains a lot and it melts, but then it snows again
  - **CLOTHES TO BRING**
    - Very hot, make layers
    - A thick coat, the Fjallraven keep you warm. The [Singi model](#) is great but costs the skin of the buttocks
    - Thermal underwear, tights, damart type t-shirts ([I bought this](#))
    - Wool socks (I take them on the spot, in the supermarkets Extra, perfect)
    - Wool sweaters (I have alpaca, great but it stinks of animals once wet)
    - Between the sweater and the jacket, you can add [a fleece](#)
    - 2 types of gloves:
      - [Thin gloves](#) to wear all the time, not too hot and allow you to handle the camera
      - Chunky Winter Gloves
      - I have [these from The Heat Company](#), fine
    - **Shoes:** ultra important because you will be in the snow all the time. The best: the [Sorel Caribou](#). Even better: the [Baffin](#).
    - Woollen hat (or fur-lined hood) that protects the ears. I have a [terrific](#) Fjallraven hat!



[Sorel Caribou](#)



[Baffin](#)

- **SUMMER**
  - In the centre, between 10 and 15° in general
  - In the north between 10 and 15° in general
  - But temperatures can easily vary by 10° from one day to the next
  - There can be heat strokes at 25° from time to time
  - Rain
    - **CLOTHES TO BRING**
      - Windbreaker
      - Waterproof shoes
      - K-way or other such raincoat
      - Really planning good weather and cool weather helps a lot :D
  
- **SPRING**
  - Between 5 and 10°, less in the north (because it can snow until the beginning of May)
  - Melting snow, a lot of rain
    - **CLOTHES TO BRING**
      - Windbreaker
      - Waterproof shoes that go in the snow
      - K-way or other such raincoat
      - Sticky/damart undercoats will be useful
  
- **AUTUMN**
  - Wet wet wet
  - It starts to get cold, mainly at night
    - **CLOTHES TO BRING**
      - Windbreaker and K-way mandatory
      - Waterproof shoes because the ground will be very wet (a lot of moss)
      - Warm clothes in layers
  
- **SNOW**
  - It will snow from the beginning of November in the centre and north
  - Especially from mid-January

## PAYMENTS IN NORWAY

- The currency is the **Norwegian krone** (NOK)
  - 1€ = 10 NOK (To round up, it varies between 9.5 and 11)
- Payment **methods**
  - EVERYTHING or almost everything is paid by **credit card**, it's the default payment method
  - Very few cash payments, although it is possible
- Should you **change money** in your country or in Norway?
  - The exchange rate for withdrawals and payments by card depends on your bank
  - Check with your bank:
    - The exchange rate
    - Fees
  - So unless you have an excellent exchange rate, I advise you to withdraw on the spot, only if you need, otherwise pay by card as much as possible (beware of the limits!)

## BANKS AND CREDIT CARDS

### Is it mandatory to take out a new bank card to lower the fees?

- The fees are generally 3% for Norway, which is not huge. For ONE trip, it is not necessary to take a new card from a new bank. It's better to see what your current bank can offer (free withdrawals, no fees for X weeks..)
- If you're going to travel more to countries outside the euro zone, then yes, it's better

---

## SEE THE NORTHERN LIGHTS IN NORWAY

---

## WHEN TO SEE THE NORTHERN LIGHTS

- Visible from **the end of August** / beginning of September **to the beginning / mid of April**
- There's no best season for the aurora
  - You "just" need a clear sky, at night, and therefore a correct weather. And a solar activity
  - Well, they say that at the level of the equinoxes, there is more activity. There is nothing to prove it, but I admit that it is not wrong!
- **But I still recommend** these periods more :
  - Mid-September to mid-October
    - Mid-September the days are no longer too long, while mid-October the night falls early but not too early
    - The weather won't be too difficult yet (but there's rain)
  - Mid-February to mid-March
    - Snow, good days to enjoy the day
    - Better weather than in December, for example
  - **But beware, the other periods are also very good!**
    - Each season has its advantages!
- Because of the weather, on the risky side, I advise you to **go away for a week** to optimize your chances

	JANUARY	FEBRUARY	MARCH	APRIL	MAY	JUNE	JULY	AUGUST	SEPTEMBER	OCTOBER	NOVEMBER	DECEMBER
Tromso area	★★★	★★★	★★★	★★				✓	★★★	★★★	★★	★★
Senja island	★★★	★★★	★★★	★★				✓	★★★	★★★	★★	★★
Lofoten islands	★★	★★	★★	★				✓	★★	★★	★★	★★
Alta and Finnmark	★★★	★★★	★★★	★★				✓	★★★	★★★	★★	★★
Nordland	★	★★	★★	✓				✓	★★	★★	★	★
Fjords area	✓	✓	✓						✓	✓	✓	✓
Bergen / Oslo	✓	✓	✓						✓	✓	✓	✓
Svalbard	★★	★★	★★						★	★★	★★	★

WWW.VINCENT.VOYAGE/EN/

[Vincent Voyage](https://www.vincent.voyage/) – Nordic countries and Northern Lights travel blog!

To support the blog and free content : <https://buymeacoffee.com/vincentvoyage>  
[contact@vincent.voyage](mailto:contact@vincent.voyage)

## HOW TO SEE THE NORTHERN LIGHTS

5 **tips** to follow ABSOLUTELY to try to observe the Northern Lights

- Be **patient** because the aurora can come at any time
- Be **mobile** to move around depending on the weather
- Look at the **cloud cover** at a site like [Ventusky](#) to know where the sky is clear and when (it varies from a few kilometers away)
- Get out of the city and **away from** the lights
- Find a spot with an **unobstructed view** to the north and west (and east too). In short, as uncluttered as possible
- And if you don't drive or don't want to handle this, don't hesitate to hire a guide !
- [My article to know everything about the Northern Lights](#)

### KP is not the best indicator!

- It indicates "just" the disturbances of the magnetic field
- But the stronger it is, the bigger the disturbances, so this indicates potential solar storms
- I had great auroras dancing at KP 0/1 in Tromso
- Look at the **BZ**. As soon as it's negative, it means that they're there and it's going to be great. Especially if it's negative for a while. And if it dives, then it's going to blow up quickly. If the BZ remains positive, there may be a nice activity but it's more random
- Take an **app** that shows KP, BZ, winds, density
  - And that sends notifications when it's going to blow up (super important)
  - Follow the website [spaceweatherlive](#)
  - [I show you the right applications in this article](#)



[Vincent Voyage](#) – Nordic countries and Northern Lights travel blog!

To **support the blog** and free content : <https://buymeacoffee.com/vincentvoyage>  
[contact@vincent.voyage](mailto:contact@vincent.voyage)

## WHERE TO SEE THE AURORA

- They are easily seen from the Arctic Circle
- Tromso and Alta are very well located, you see them almost every evening even with little activity
  - [See the Northern Lights in Tromso](#)
- The Lofoten Islands too, but the weather is more difficult and lots of light pollution. But great landscapes
  - [See the Northern Lights in the Lofoten Islands](#)
- Senja, little light pollution, a weather between Tromso and Lofoten, so it's good
  - [See the Northern Lights in Senja](#)
- Below the Arctic Circle, only in case of good solar activity



## SEE THE NORTHERN LIGHTS WITH A TOUR/GUIDE

- How to choose your agency to see the Northern Lights
  - [I explain everything in this article !](#)
  - Reputation and reviews, for example here on [Getyourguide](#)
  - The size of the group (bus or minibus)
  - Photographers and guides
  - The price
- These are [the best northern lights tours](#) in Tromsø
  - You have to book the right agencies for several weeks, even a few months in advance if you come around Christmas or end of January to early March



Tromsø, Norway  
★ 4.8 (1,954)

**Tromsø: Aurora Hunt with Citizen Science with Wandering Owl**

☑ Free Cancellation

from €183.26

Book Now

Likely to Sell Out




Tromsø, Norway  
★ 4.9 (726)

**Northern Lights Hunt with The Green Adventure - photos included**

☑ Free Cancellation

from €164.93

Book Now



Tromsø, Norway  
★ 5.0 (1,352)

**Northern Lights Adventure with Greenlander, 8 people max**

from €259.18

Book Now

Likely to Sell Out



Tromsø, Norway  
★ 4.9 (847)

**Northern Lights tour - All inclusive - Northern Horizon**

☑ Free Cancellation


from €218.16

Book Now

[Vincent Voyage](#) – Nordic countries and Northern Lights travel blog!  
To support the blog and free content : <https://buymeacoffee.com/vincentvoyage>  
[contact@vincent.voyage](mailto:contact@vincent.voyage)

## HOW TO PHOTOGRAPH THE NORTHERN LIGHTS

- [I put absolutely EVERYTHING in this article](#)
- Absolutely focus BEFORE (infinity, focus manually on the stars)
- Exposure time between 2 (when they are very fast) and 15 seconds (very slow)
- ISO around 3200 or more but not too much to avoid noise.
- Highest possible aperture (1.4 → 2.8)
- Space on memory cards
- Full batteries (be careful, it empties faster with the cold)
- **MOST IMPORTANT : you need to train BEFORE, you need to know how your camera/phone works !**



---

## WHERE TO GO ITINERARIES IN NORWAY

---

## IDEAS FOR A FIRST TRIP TO NORWAY

Here are a few suggestions for a first stay, although there are dozens of possibilities:

- **Winter**
  - 1 week in [Tromso](#), landscapes, snow activities and northern lights
  - 1 week in the [Lofoten Islands](#), between beaches, mountains and small villages
  - 10 days between [Tromso](#), [Lofoten Islands](#), [Senja](#)
- **All year round**
  - 1 week between [Oslo](#) and [Bergen](#), train connection and passage to Flam and Naeroyfjord
- **Summer**
  - 1 week around [Bergen](#) and the fjords above (Sognefjord, Naeroyfjord, Flam, Borgund...)
  - 1 week in [Lofoten](#)
  - 2 weeks in the [fjords between Bergen and Alesund](#), plus some time to explore the fjords around Stavanger.
  - One week around [Tromso](#) and [Senja](#) to enjoy nature
  - Here are a few ideas to help you make up your mind about [Norway in summer](#)
- **Autumn**
  - Less people, great for northern lights in the north ([Senja](#), [Tromso](#), [Lofoten](#))
  - Roads in the Fjords are still open
- **Weekend** in town for 3/4 days:
  - [Oslo](#), for its history and museums, a very pleasant city
  - [Bergen](#), for its architecture, Bryggen and the fjords

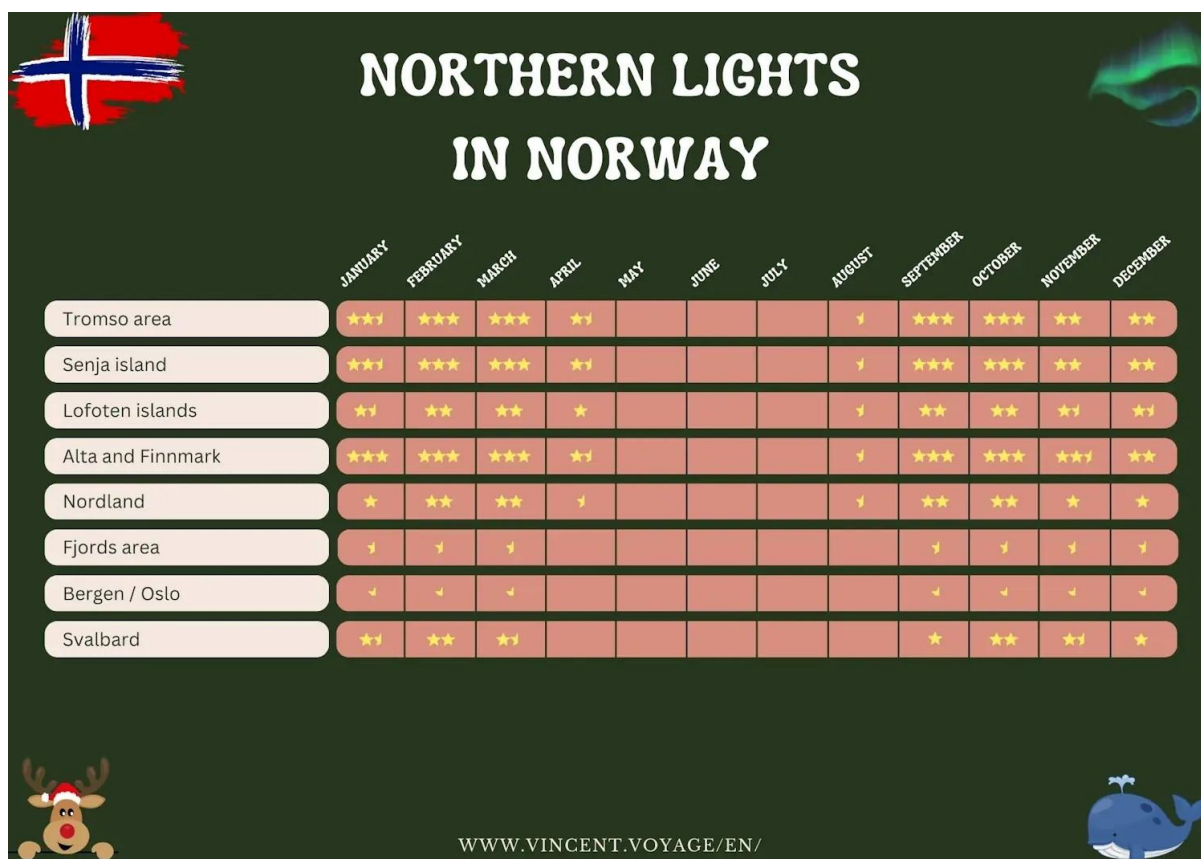
### ATTENTION:

- Norway can be visited ALL YEAR ROUND, so there's always something to see and somewhere to go (whales, northern lights, hiking, towns...) depending on what you want to do.

## LET'S GO TO SEE THE NORTHERN LIGHTS

Best places in Norway to see the northern lights:

- **Tromso** : because it offers many opportunities to get away from the clouds, lots of agencies, and it's all about the aurora.
- **Alta and Finnmark**: a drier, colder climate, more “Lapland”, more conducive to auroras, but fewer agencies and fewer woohoo places in terms of landscapes. But probably the best weather.
- **Senja** : few people, lots of possibilities, changing weather between the fjords and the colder center. At worst, it's easy to get off the island.
- **Lofoten Islands** : not a fan of chasing the northern lights in Lofoten because the weather is very difficult, lots of clouds, impossible to escape because the archipelago is so big. Lots of light pollution. But doable on the various beaches!



	JANUARY	FEBRUARY	MARCH	APRIL	MAY	JUNE	JULY	AUGUST	SEPTEMBER	OCTOBER	NOVEMBER	DECEMBER
Tromso area	★★★	★★★★	★★★★	★★				↓	★★★★	★★★★	★★	★★
Senja island	★★★	★★★★	★★★★	★★				↓	★★★★	★★★★	★★	★★
Lofoten islands	★★	★★	★★	★				↓	★★	★★	★★	★★
Alta and Finnmark	★★★★	★★★★	★★★★	★★				↓	★★★★	★★★★	★★	★★
Nordland	★	★★	★★	↓				↓	★★	★★	★	★
Fjords area	↓	↓	↓						↓	↓	↓	↓
Bergen / Oslo	↓	↓	↓						↓	↓	↓	↓
Svalbard	★★	★★	★★						★	★★	★★	★

WWW.VINCENT.VOYAGE/EN/

*Vincent Voyage* – Nordic countries and Northern Lights travel blog!

To support the blog and free content : <https://buymeacoffee.com/vincentvoyage>  
[contact@vincent.voyage](mailto:contact@vincent.voyage)

## A 2 WEEK ITINERARY TO TROMSO - SENJA - LOFOTEN ISLANDS

[Find out much more details in this blog post](#)

Here is a very good itinerary to discover the best places in Northern Norway during 14 days:

### • DAY 1 – ARRIVAL IN TROMSO

- Arriving at Tromso Langnes airport
  - Collect your car, compare with [DiscoverCars](#), or [Rental Cars](#)
- If you don't arrive too late, after check-in you can enjoy a leisurely tour of the city center and harbor. If the weather is fine, you can take the cable car to see the northern lights. But don't overdo it on the first evening, as the next few days will be busy 😊
- **Overnight:** suggestions for sleeping in Tromso
  - [Radisson Blu](#) for bedding, breakfast and nice location ([Scandiv Ishavshotel](#) is also a wonderful option)
  - [Ami Hotel](#) for a smaller budget
  - [3ART](#) for sleeping outside Tromso
  - In the following article you can find more [accommodation in Tromso](#)

### • DAY 2 – GO TO GROTFJORD AND ERSFJORD

- **DAY**
  - Go to Ersfjord: view point at parking lot, down to the Bryggejentene café and store, down to the water's edge.
  - On to Grotfjord: several viewpoints en route.
  - Many viewpoints around the huge fjord
  - Tromvik. The village can be visited quickly, and there's the fishing port.
  - Road to Rekvik, Brosmetinden hike if possible
- **NIGHT**
  - Book a northern lights tour with [Northern Horizon](#), [Wandering Owl](#) or [Enjoy the Arctic](#)
    - **Take all the information** you can to chase the lights by yourself the next nights
    - [Here is the list of all the good northern lights agencies in Tromso](#)

### • DAY 3 – LYGEN ALPS DISCOVERY

The Lyngen Alps are among the most beautiful landscapes in Norway, no less. A mountain range rising out of the sea, that's not bad. To visit them, I suggest 3 alternatives, with the possibility of seeing Signaldalen mountain

- **BY CAR**
  - **Option 1:** Head for Breivikeidet. If you have time before the next ferry, drive down to Nakkevatnet and Sjursnes. Then take the ferry from Breivikeidet to Svensby, up to the north of the Lyngen. Then continue to Lyngseidet via the superb fjord. If the weather's good in the evening, you can have dinner at Nordkjosbotn and come back here to see the northern lights.

[Vincent Voyage](#) – Nordic countries and Northern Lights travel blog!

To support the blog and free content : <https://buymeacoffee.com/vincentvoyage>  
[contact@vincent.voyage](mailto:contact@vincent.voyage)

- Option 2: a little more driving. Drive south to Laksvatn, then on to Lakselvbukt, to see the Lyngen from the other side. Then back down to Nordkjosbotn, to see Signaldalen mountain. Then head for Lyngseidet, then the fjord and all the way north. To get back, you can take the ferry to avoid having to drive all the way back, but beware of the late timetables.

- **BY SNOWMOBILE**

- *Several snowmobile agencies are based in the Lyngen Alps.* And it has to be said that the setting lends itself rather well to snowmobiling! Although there are a lot of mountains, we'll find a sufficiently flat area a little to the north. In other words, an idyllic setting. Among these agencies, we'll find [Camp Troll](#) or [Xlyngen](#), which is a reference. They'll pick you up and take you back to Tromsø.
  - [find all snowmobiling options in Tromsø](#)

- **DAY 4 – DOG SLEDDING**

Perhaps Tromsø's most popular activity when it snows. Dog sledding is a really funny moment, for several reasons. [Here is the guide to dog sledding in Tromsø.](#)

- **5 RECOMMENDED DOG SLEDDING TOURS IN TROMSØ**

- [Norwegian Travel](#), facing the Lyngen Alps (no car needed)
- [Arctic Adventure](#), in Kvaløya (no car needed)
- [Aurora Husky](#), in Moen (no car needed)
- [Tromsø Villmarkssenter](#), in Kvaløya (no car needed)
- [OffTrack Expérience](#), in Malselv (car needed)
- [Run Wild Mushing](#), in Malangen (car needed)

- **DAY 5 – VISIT TO SOMMARØY**

- **DAY**

- The idea here is to do another beautiful route around Tromsø, but above all to get closer to Senja. So you'll be heading for Sommarøy. A superb archipelago, with clear waters, beaches, mountains and frequent reindeer sightings. Not bad at all, isn't it?

- **NIGHT**

- You need to sleep in Sommarøy, like [Sommarøy Arctic Hotel](#) to to catch the ferry early the next morning



[Vincent Voyage](#) – Nordic countries and Northern Lights travel blog!

To support the blog and free content : <https://buymeacoffee.com/vincentvoyage>  
[contact@vincent.voyage](mailto:contact@vincent.voyage)

- **DAY 6 – FERRY TO SENJA AND VISIT TO THE FJORDS**
  - **DAY**
    - Take the ferry from Brensholmen to Botnhamn ([check the schedule here](#))
    - Go to Husoy / Fjordgard / Mefjordvaer / Tungeneset / Bergsbotn / Gryllefjord if you have time
  - **NIGHT**
    - You can stay at [Hamn i Senja](#) and its superb archipelago
    - Or [Mefjord Brygge](#), very well located
    - [Kaikanten](#) if you drive to Gryllefjord
    - In the following article you can find more [accommodation in Senja](#)
  
- **DAY 7 – VISIT TO WEST OF SENJA**
  - **DAY**
    - Go to Gryllefjord / Torsken / Sifjord / Flakstadvag / Grunnfarnes
  - **NIGHT**
    - You can stay at the previous hotel or something in the south of Senja to drive a bit less the day after. For example at [Furoy Fishingcamp](#)
  
- **DAY 8 – ROAD TO LOFOTEN ISLANDS**
  - **DAY**
    - Go to Svolvær, 6/7 hour drive on a beautiful road
    - Take a trip to [Polar Park](#) to see wild animals from the arctic
  - **NIGHT**
    - Stay in Svolvær, for example at :
      - [Anker Brygge](#)
      - [Svinoya Rorbuer](#)
      - [Thon Hotel](#)
    - In the following article you can find more [accommodation in Lofoten Islands](#)
  
- **DAY 9 – HENNINGSVAER, LOFOTR MUSEUM, UNSTAD BEACH**
  - **DAY**
    - Start with the center of Kabelvag
    - Go to Henningsvaer
    - Head to Lofotr Museum (careful with opening hours)
    - And go to Unstad Beach to enjoy a kanelbolle
  - **NIGHT**
    - Stay a second night at the same place or...
    - Stay at Ballstad, for example at the [Solsiden Bryggen](#) or [Hattvika](#)
  
- **DAY 10 – BEACHES AND NUSFJORD**
  - **DAY**
    - Go to the beaches : Uttakleiv, Vik, Haukland
    - Go to Nusfjord fishing village
  - **NIGHT**
    - You can stay at [Nusfjord Arctic Resort](#)
    - Or at [Ramberg Gjestegard](#)

- **DAY 11 – FLAKSTAD, FREDVANG, RAMBERG**
  - **DAY**
    - Let's start with Ramberg beach
    - Go to Fredvang by crossing the bridges, enjoy the view over the mountain
    - Take the road to Selfjord
    - If the weather is ok, you can try to walk to Kvalvika beach
    - Take the road to Hamnoy to stay there
  - **NIGHT**
    - Stay at [Eliassen Rorbuer](#) in Hamnoy or [Rostad Rorbuer](#)
    - If you want to stay souther, then take a look at [A Rorbuer](#)
  
- **DAY 12 – REINE, HAMNOY, A, THE FISHING VILLAGES**
  - **DAY**
    - Start by visiting Hamnoy village, the bridge
    - Then Sakrisoy, the little yellow house, the island
    - Go to Reine, the bridge, the harbor, the rorbuer
    - Then go to A i Lofoten
  - **NIGHT**
    - One more night at the same place in [Hamnoy](#) or [Reine](#)
  
- **DAY 13 – A AND BACK TO TROMSO**
  - **DAY**
    - If you haven't had the time to visit it the day before, go to A i Lofoten
    - Then you have a long way home to Tromso, around 8h !
    - On your way, around Narvik, you can take a look at the different WWII sites as Narvik was an important battlefield
  - **NIGHT**
    - You can stay by the airport, at [Moxy Hotel](#), or by the harbor at [Scandic Ishavshotel](#) for great view for your last night
  
- **DAY 14 – VISIT OF TROMSO AND SOUVENIRS**
  - **DAY**
    - Time to leave ! If you need some souvenirs, I like this shop : Tromsø Gift & Souvenir Shop, facing the small Domkirke in the city center. Because it has many options, different products you don't find in other shops, and people are nice
    - If you need **one last activity**, I would advice you a [day cruise in the fjords](#) or (if this is the good moment) a [whale watching tour](#).

***Let's meet in the next pages for muuuuuch more information about Tromso, Senja, Lofoten Islands and many other places !***

---

# TROMSO

---

[Complete blog post about Tromso](#)

## TROMSO IN A NUTSHELL

### Best places to see in the city

- Fjellheisen Cable Car
- Telegrafbukta Beach
- The harbour

### 3 Best places to see around Tromso

- Road to Tromvik via Ersfjord, Grotfjord
- Road to Sommaroy
- The Lyngen Alps via the ferry from Breivikeidet

### 3 Best activities

- [Dog Sledding](#)
- [Northern lights](#)
- [Snowmobile](#)

### 3 Favorite restaurants

- [Maskinverkstedet](#)
- [Bardus](#)
- [Full Steam](#)

### 3 Best places to stay

- [Scandic Ishavshotel](#)
- [Radisson Blu](#)
- [Clarion The Edge](#)

### 3 Favorite cafes

- Smørtorget
- Koseverden & Koselig
- Svermeri Kafé og Redesign

### Car Rental Comparators

- [Discover Cars](#)
- [Rental Cars](#)

### Best Time to Come

- For northern lights : from early september to end of march
- For orcas : early november to january
- For hiking : june to end of september
- For snow activities : mid november to end of march

### How long to Stay to see the Northern Lights

- minimum 5 days to put all the chances on your side
- one week is nice
- you can easily stay 2 weeks around Tromso, Senja and Lofoten Islands

## WHEN TO COME TO TROMSØ


Below you will find a summary of the different activities that can be done month by month. Hiking, midnight sun, polar night, this is what awaits you in Tromso (and in northern Norway in general).

- More info about [the different seasons in Tromso](#)



## PLACES TO SEE IN THE CITY

1. The city centre and the port
2. The Fjellheisen cable car
3. The Polar Museum (Polarmuseet)
4. Possibly Polaria
5. Telegrafbukta beach
6. The Arctic Cathedral
7. The troll museum eventually (but for kids)



## PLACES TO SEE AROUND TROMSØ

- **KVALOYA** island
  - Road to Sommaroy
  - Road from Tromvik via Ersfjord and Grotfjord
  - Skulsfjord Road
  - [Discover Kvaloya in this blog post](#)
- **Brevikeidet** Valley
  - Beautiful view after the golf course
  - Continue to **Nakkevatnet** and Sjursnes
- **Laksvatn** then Lakselvbukt, continue along the Lyngen Alps
- Head to **Lyngen Alps**
  - Take the [ferry from Brevikeidet to Svensby](#), go to north, back to Lyngseidet and back down
  - Or take the southern road via Oteren
- The valley of the **Signal dalen** mountain



[Vincent Voyage](#) – Nordic countries and Northern Lights travel blog!  
To support the blog and free content : <https://buymeacoffee.com/vincentvoyage>  
[contact@vincent.voyage](mailto:contact@vincent.voyage)

## ACTIVITIES

### SEE THE NORTHERN LIGHTS IN TROMSØ

1. They can be seen from early **September** to early **April**
  2. [Blog post about the northern lights](#)
  3. [How to photograph the Northern Lights](#)
  4. [10 places to see the aurora in this article](#), for example:
    - Grotfjord
    - Road to Kvaloyvagen
    - Kattfjordvatnet
    - Signaldalen
- **Trusted agency** (from 140 to 220€), only small groups, great guides and great feedback :
    - [Northern Horizon](#)
    - [Northbound](#)
    - [Arctic Breeze](#)
    - [Wandering Owl](#)
    - [Polar Adventures](#)
    - [Creative Vacations](#)
    - [The Green Adventure](#)
    - [Amazin Arctic Tours](#)
    - [Arctic Explorers](#)
    - [Enjoy the Arctic](#)
    - [Greenlanders](#)
    - [Citizen Science](#)
    - [Northern Soul](#)
    - [NLT Guide Company](#)
  - For small groups (6-8 people), here is my recommendation :
    - [Creative Vacations](#), 8 people max
    - [Arctic Photo Guide](#), 6 people max
    - [Greenlander](#), 8 people max
    - But as the groups are smaller, the prices are a bit higher

**[All the best northern lights tours in this blog post !](#)**

For **different experiences** with the Northern Lights:
















- [See the Northern Lights while dog sledding](#)
- [Take a cruise under the Northern Lights](#)
- [See reindeer under the Northern Lights](#)
















Finally, for small **budgets**, you have bus excursions (about 100€) which can take up to 50 people

- [Norwegian Travels](#)
- [NorthernShots Tours](#)
- [Arctic Guide Service](#)



## NORTHERN LIGHTS AGENCY COMPARISON

<p><b><u>NORTHERN HORIZON</u></b></p> <p>From :<b>200€</b> 4.8/5 on Getyourguide The best guides in town ?</p> <p> DISCOVER</p>	<p><b><u>WANDERING OWL</u></b></p> <p>From :<b>210€</b> 5/5 on Viator One of the best tours</p> <p> DISCOVER</p>	<p><b><u>CREATIVE VACATIONS</u></b></p> <p>From :<b>220€</b> 5/5 on Viator A great guide !</p> <p> DISCOVER</p>
<p><b><u>ENJOY THE ARCTIC</u></b></p> <p>From :<b>185€</b> 4.7/5 on Getyourguide Small groups</p> <p> DISCOVER</p>	<p><b><u>GREENLANDER</u></b></p> <p>From :<b>255€</b> 5/5 on Viator Group of 8 people</p> <p> DISCOVER</p>	<p><b><u>THE GREEN ADVENTURE</u></b></p> <p>From :<b>200€</b> 5/5 on Viator Great reputation</p> <p> DISCOVER</p>
<p><b><u>ARCTIC EXPLORERS</u></b></p> <p>From :<b>230€</b> 5/5 on Viator Great guides</p> <p> DISCOVER</p>	<p><b><u>ARCTIC BREEZE</u></b></p> <p>From :<b>155€</b> 4.8/5 on Getyourguide Excellent value for money</p> <p> DISCOVER</p>	<p><b><u>AMAZING ARCTIC TOUR</u></b></p> <p>From :<b>150€</b> 4.5/5 on Getyourguide A good and cheap agency</p> <p> DISCOVER</p>
<p><b><u>FRAM TOURS</u></b></p> <p>From :<b>210€</b> 4.4/5 on Getyourguide A new agency</p> <p> DISCOVER</p>	<p><b><u>NLT GUIDE COMPANY</u></b></p> <p>From :<b>150€</b> 4.7/5 on Getyourguide A very good local guide</p> <p> DISCOVER</p>	<p><b><u>NORTHERN SOUL</u></b></p> <p>From :<b>210€</b> 4.9/5 on Getyourguide Very good guides</p> <p> DISCOVER</p>
<p><b><u>CITIZEN SCIENCE</u></b></p> <p>From :<b>210€</b> 5/5 on Viator An excellent reputation</p> <p> DISCOVER</p>	<p><b><u>NORTHBOUND</u></b></p> <p>From :<b>195€</b> 5/5 on Getyourguide New and quality</p> <p> DISCOVER</p>	<p><b><u>POLAR ADVENTURE</u></b></p> <p>From :<b>150€</b> 4.5/5 on Getyourguide A historic agency</p> <p> DISCOVER</p>





<p><b><u>ARCTIC CIRCLE TOUR</u></b></p> <p>From :175€ 4.8/5 on Getyourguide New but good</p> <p></p>	<p><b><u>SNOW TRAVELS</u></b></p> <p>From : 175€ (then 200) 5/5 on Getyourguide A local guide, good reviews</p> <p></p>	<p><b><u>BIFROST</u></b></p> <p>From :175€ 4.7/5 on Getyourguide New in town</p> <p></p>
<p><b><u>FLEXITOUR</u></b></p> <p>From :155€ 5/5 on Getyourguide I don't know anything about it</p> <p></p>	<p><b><u>TROMSO ACTIVITIES</u></b></p> <p>From :175€ 4.5/5 on Getyourguide Sounds not bad</p> <p></p>	<p><b><u>BUS -ARCTIC GUIDE SERVICE</u></b></p> <p>From :110€ 4.5/5 on Viator High-capacity bus</p> <p></p>
<p><b><u>BUS – CHASING LIGHTS</u></b></p> <p>From :130€ 4.5/5 on Viator High-capacity bus</p> <p></p>	<p><b><u>BUS – NORTHERN SHOT</u></b></p> <p>From :155€ 4.2/5 on Getyourguide High-capacity bus</p> <p></p>	<p><b><u>BUS – NORWEGIAN TRAVEL</u></b></p> <p>From :110€ 4.2/5 on Getyourguide High-capacity bus</p> <p></p>
<p><b><u>REINDEERS – TROMSO ARCTIC REINDEER</u></b></p> <p>From :170€ 4.6/5 on Getyourguide Reindeers and auroras</p> <p></p>	<p><b><u>REINDEERS – TROMSO LAPLAND</u></b></p> <p>From :140€ 4.4/5 on Getyourguide Reindeers under the auroras</p> <p></p>	<p><b><u>DOGS – RUN WILD MUSHING</u></b></p> <p>From :300€ A Malangen Night dog sledding</p> <p></p>
<p><b><u>DOGS – TROMSO VILLMARKSSENER</u></b></p> <p>From :140€ 4.5/5 on Getyourguide See the Huskies at Night</p> <p></p>	<p><b><u>BOAT – RODNE FJORD CRUISE</u></b></p> <p>From :90€ 4.2/5 on Getyourguide A comfortable boat</p> <p></p>	<p><b><u>BOAT – BRIM EXPLORER</u></b></p> <p>From :100€ 4.1/5 on Getyourguide A brand new boat</p> <p></p>

## SEE THE WHALES AND ORCAS













- They can be seen from **the beginning of November to the end of January** (sometimes at the beginning of February)
  - You can sometimes see cetaceans in the water with a bit of luck all year round
  - Feasible by everyone, no difficulty
  - You have the opportunity to see the cetaceans:
    - From Tromso
    - Directly in Skjervoy
    - Via a comfortable boat
    - By inflatable boat
- [Blog post about whale watching in Tromso & Skjervoy](#)
- Main agencies to see whales
  1. [Electric boat Brim Explorer \(departure Tromso\): 165€](#)
  2. [Big catamaran with Norwegian Travel: 165€](#)
  3. [Inflatable boat from Tromso: 280€](#)
  4. [Inflatable boat \(semi-rigid\) from Skjervoy: 170€](#)
  5. [Week-long stay in Skjervoy to see orcas \(Valhalla Expedition\)](#)
  - **My suggestion:** [Brim Explorer](#) for the electric boat, so more pet-friendly, and departure directly from Tromso by boat, no need to take the bus



## COMPARISON OF WHALE WATCHING AGENCIES

















 <p><b>Tromsø: Whale Watching Tour by Hybrid-Electric Boat</b></p> <p>9 hours</p> <p>Booked 18 times yesterday</p> <p>★★★★☆ 4.5 (4,225)</p> <p>From <b>€169</b> per person</p>	 <p><b>Tromsø: Skjervøy RIB Whale Watching Tour</b></p> <p>12 hours</p> <p>★★★★☆ 4.7 (631)</p> <p>From <b>€272</b> per person</p>	 <p><b>Tromsø: Orca and Whale Watching Heated Boat Trip</b></p> <p>12 hours • Small group</p> <p>★★★★☆ 4.8 (107)</p> <p>From <b>€340</b> per person</p>	 <p><b>From Tromsø: Whale &amp; Orca Safari with Lunch Included</b></p> <p>8 hours</p> <p>★★★★☆ 4.4 (1,227)</p> <p>From <b>€162</b> per person</p>
---	--	---	---

*Click on it for full details*

<p><b><u>BRIM EXPLORER</u></b></p>  <p>Comfortable and recent boat Departure from Tromsø From :<b>165€</b> <b>4.5/5</b> on Getyourguide</p> <p> <b>DISCOVER</b></p>	<p><b><u>POLAR ADVENTURE</u></b></p>  <p>Comfortable boat Departure from Tromsø From :<b>160€</b> <b>4.6/5</b> on Getyourguide</p> <p> <b>DISCOVER</b></p>	<p><b><u>NORWEGIAN TRAVEL</u></b></p>  <p>Comfortable and recent boat Departure from Tromsø From :<b>165€</b> <b>4.5/5</b> on Getyourguide</p> <p> <b>DISCOVER</b></p>
<p><b><u>MS GABRIELE</u></b></p>  <p>Recent boat Departure from Tromsø From :<b>165€</b> New !</p> <p> <b>DISCOVER</b></p>	<p><b><u>ARCTIC ADVENTURE</u></b></p>  <p>RIB boat Departure from Tromsø From :<b>285€</b> <b>4.7/5</b> on Getyourguide</p> <p> <b>DISCOVER</b></p>	<p><b><u>ARCTIC EXPLORERS</u></b></p>  <p>RIB boat Departure from Tromsø From :<b>270€</b> <b>4.7/5</b> on Getyourguide</p> <p> <b>DISCOVER</b></p>

*Vincent Voyage – Nordic countries and Northern Lights travel blog!*

To support the blog and free content : <https://buymeacoffee.com/vincentvoyage>  
[contact@vincent.voyage](mailto:contact@vincent.voyage)

<p><b><u>GREEN GOLD OF NORWAY</u></b></p>  <p>RIB boat Departure from Tromsø From :<b>280€</b> 4.6/5 on Getyourguide</p> <p> DISCOVER</p>	<p><b><u>EXPLORE 70° NORD</u></b></p>  <p>RIB boat From Skjervoy From :<b>200€</b> 4.3/5 on Getyourguide</p> <p> DISCOVER</p>	<p><b><u>DERVOLA EXPLORE</u></b></p>  <p>RIB boat From Skjervoy From :<b>200€</b> 5/5 on Getyourguide</p> <p> DISCOVER</p>
<p><b><u>MS KEISER WILHELM</u></b></p>  <p>New and comfortable boat Départure from Tromso From :<b>160€</b> 4.3/5 on Getyourguide</p> <p> DISCOVER</p>	<p><b><u>SKUA NATURE GROUP</u></b></p>  <p>Very small and heated boat Transfer from Tromso Price :<b>320€</b> 5/5 on Getyourguide</p> <p> DISCOVER</p>	<p><b><u>HELGOY SKYSSBAT</u></b></p>  <p>A brand new catamaran From Tromso Price :<b>160€</b> No evaluation yet</p> <p> DISCOVER</p>
<p><b><u>SEE EXPLORE</u></b></p>  <p>By RIB boat Transfer from Tromso Price :<b>270€</b> 4.2/5 on Getyourguide</p> <p> DISCOVER</p>	<p><b><u>ARCTIC WHALE TOUR</u></b></p>  <p>A « not that big » boat Départure from Tromso Price :<b>170€</b> 4.6/5 on Manawa</p> <p> DISCOVER</p>	

## DOG SLEDDING

- Feasible as soon as there is enough snow (November and December, nothing guaranteed, January almost for sure) until end of april
- If no snow, then it will be a sleigh on wheels
- Age limits:
  - Anyone can drive from the age of 17
  - You can get on the sled from 7 years old if you are the one driving
  - If it is a guide who drives, then there is usually no age limit
  - If you have children, I especially recommend going to [Breivikeidet](#) because it's much flatter and therefore less of a pain
- It's not particularly difficult, it requires pushing on the thighs, abs and arms
- For children from 4 years old, it's possible at [Norwegian Travel](#)
- You can also go dog sledding [under the Northern Lights!](#)
  - [Blog post about dog sledding in Tromso](#)
- **Dog sledding agencies**
  - [Tromso Wilderness Center / Villmarkssenter](#)
  - [Camp Tamok, with Ice dome visit](#)
  - [Kennel in Breivikeidet, facing the Lyngen Alps \(beautiful setting\)](#)
  - [Norwegian Travel with a smaller ride in Breivikeidet](#)
  - [Arctic Adventures on Kvaloya](#)
  - [Active North](#), in Skibotn
  - [Aurora Husky](#), in Moen (with transfer)
  - [OffTrack Expérience in Malselv](#)
  - [Tromso Aurora Husky](#)
  - [Run Wild Mushing](#)
  - [Kvaloya Husky](#)
  - [Crazy Mushing](#)





**My recommendation:** [Breivikeidet](#) for the great view, [Arctic Adventures](#) or [OffTrack](#) if you have a car. [Aurora Husky](#) looks great and smaller, but I don't know them personally yet! But really, they're all very good 😊















[Vincent Voyage](#) – Nordic countries and Northern Lights travel blog!

To support the blog and free content : <https://buymeacoffee.com/vincentvoyage>  
[contact@vincent.voyage](mailto:contact@vincent.voyage)













## COMPARISON OF DOG SLEDDING AGENCIES

 <p><b>From Tromsø: Fun and Easy Dog Sledding Adventure</b> 4.5 hours</p> <p>★★★★★ 4.9 (1,615) From <b>€230</b> per person</p>	<p><b>Top pick</b></p>  <p><b>From Tromsø: Husky Experience with Self-Drive Dog Sled Ride</b> 4.5 hours</p> <p>Booked 12 times yesterday</p> <p>★★★★★ 4.9 (840) From <b>€170</b> per person</p>	 <p><b>Tromsø: Husky Sled Self-Drive with Traditional Lunch</b> 4 hours</p> <p>★★★★★ 4.9 (1,566) From <b>€230</b> per person</p>	 <p><b>Tromsø: Self-Drive Husky Dog Sledding Adventure</b> 4 hours</p> <p>Booked 12 times yesterday</p> <p>★★★★★ 4.9 (3,501) From <b>€286</b> per person</p>
---	--	--	---

<p><b><u>NORWEGIAN TRAVEL</u></b></p>  <p>Transfer from Tromsø Facing Lyngen Alps From :<b>220€</b> <b>4.9/5</b> on Getyourguide</p> <p> <b>DISCOVER</b></p>	<p><b><u>ARCTIC ADVENTURE</u></b></p>  <p>Transfer from Tromsø On Kvaløya From :<b>280€</b> <b>4.9/5</b> on Getyourguide</p> <p> <b>DISCOVER</b></p>	<p><b><u>TROMSØ VILLMARKSSENTER</u></b></p>  <p>Transfer from Tromsø on Kvaløya From :<b>250€</b> <b>4.9/5</b> on Getyourguide</p> <p> <b>DISCOVER</b></p>
<p><b><u>AURORA HUSKY</u></b></p>  <p>Transfer from Tromsø In the forests of Moen From :<b>215€</b> <b>4.8/5</b> on Manawa</p> <p> <b>DISCOVER</b></p>	<p><b><u>CAMP TAMOK</u></b></p>  <p>Transfer from Tromsø In Tamokdalen From :<b>315€</b> <b>4.9/5</b> on Manawa</p> <p> <b>DISCOVER</b></p>	<p><b><u>OFFTRACK EXPERIENCE</u></b></p>  <p>No transfer In Malselv From :<b>340€</b> <b>5/5</b> on Viator</p> <p> <b>DISCOVER</b></p>

*Vincent Voyage* – Nordic countries and Northern Lights travel blog!

To support the blog and free content : <https://buymeacoffee.com/vincentvoyage>  
[contact@vincent.voyage](mailto:contact@vincent.voyage)





<p><b><u>TROMSO AURORA HUSKY</u></b></p>  <p>Transfer from Tromso By Moa Hundseid From :<b>330€</b> 4.6/5 on Getyourguide</p> <p> EN SAVOIR PLUS</p>	<p><b><u>ACTIVE NORTH</u></b></p>  <p>Transfer possible Near Skibotn From :<b>230€</b> 4.7/5 on Manawa</p> <p> DISCOVER</p>	<p><b><u>RUN WILD MUSHING</u></b></p>  <p>No transfer In Malangen FR/EN speaking Musher From :<b>180€</b></p> <p> DISCOVER</p>
<p><b><u>KVALOYA HUSKY</u></b></p>  <p>Transfer from Tromso On Kvaloya Island From :<b>230€</b> 5/5 on Tripadvisor</p> <p> DISCOVER</p>	<p><b><u>INTO NATURE</u></b></p>  <p>No transfer, a small kennel In Malangen FR / EN speaking Musher From :<b>300€</b></p> <p> DISCOVER</p>	<p><b><u>NIGHT – TROMSO VILLMARKSSENER</u></b></p>  <p>Transfer from Tromso See the dogs by night From :<b>140€</b></p> <p> DISCOVER</p>













## SNOWMOBILING AROUND TROMSO

- You must have your **driver's license** to be able to drive the beast
- In general, the outings are done by 2 on the snowmobile, an extra charge is required to drive alone (50€ on average).
  - [Camp Troll Agency](#): 215€, transport and lunch included, in the fantastic Lyngen Alps
  - [XLyngen](#): 275€ transport and lunch included, also in the Lyngen Alps
  - [Aurora Wonderland Basecamp](#): 240€, brand new but in a majestic setting
  - [Camp Tamok](#): 330€, in the superb valley of Tamokdalen
  - [Camp Tamok](#): 270€, night snowmobile with maybe the Northern Lights
  - [Aurora Husky](#): 250€, they also do snowmobile in the forest of Moen
- **My suggestion:** [Camp Troll](#) for something simple in a great environment. The new [XLyngen](#) and [Aurora Wonderland](#) are less known (for now) but very serious, I got great feedback.















## COMPARISON OF SNOWMOBILE AGENCIES

 <p><b>From Tromsø: Snowmobile Safari in the Lyngen Alps</b> 6.5 hours ★★★★★ 4.9 (802) From <b>€221</b> per person</p>	 <p><b>From Tromsø: Lyngen Alps Guided Snowmobile Tour/afternoon</b> 7.5 hours ★★★★★ 4.7 Provider rating From <b>€247</b> per person</p>	 <p><b>Tromsø: Lyngen Alps Snowmobile Adventure with Lunch</b> 10 hours • Small group New activity From <b>€383</b> per person</p>	 <p><b>Top pick</b> <b>From Tromsø: Evening Snowmobiling Tour at Camp Tamok</b> 7 hours ★★★★★ 4.7 (362) From <b>€276</b> per person</p>
---	---	--	--

<p><b><u>CAMP TROLL</u></b></p>  <p>Transfer from Tromsø In the Lyngen Alps From :<b>220€</b> <b>4.9/5</b> on Getyourguide</p> <p> DISCOVER</p>	<p><b><u>AURORA WONDERLAND</u></b></p>  <p>Transfer from Tromsø In the Lyngen Alps From :<b>240€</b> <b>4.7/5</b> on Getyourguide</p> <p> DISCOVER</p>	<p><b><u>LYNGEN EXPERIENCE</u></b></p>  <p>Transfer from Tromsø A very good reputation From :<b>330€</b> <b>5/5</b> on Getyourguide</p> <p> DISCOVER</p>
<p><b><u>CHASING LIGHTS</u></b></p>  <p>Transfer from Tromsø At the border of NO/FI/SW From :<b>320€</b> <b>5/5</b> on Viator</p> <p> DISCOVER</p>	<p><b><u>XLYNGEN</u></b></p>  <p>Transfer from Tromsø In the Lyngen Alps From :<b>260€</b> <b>4.6/5</b> on Getyourguide</p> <p> DISCOVER</p>	<p><b><u>NIGHT - XLYNGEN</u></b></p>  <p>Transfer from Tromsø In the Lyngen Alps Under the northern lights From :<b>315€</b></p> <p> DISCOVER</p>

*Vincent Voyage – Nordic countries and Northern Lights travel blog!*

To support the blog and free content : <https://buymeacoffee.com/vincentvoyage>  
[contact@vincent.voyage](mailto:contact@vincent.voyage)

<p><b><u>CAMP TROLL ECO LUXE</u></b></p>  <p>With electric snowmobile ! In the Lyngen Alps From :<b>280€</b> <b>4.9/5</b> on Getyourguide</p> <p> DISCOVER</p>	<p><b><u>CAMP TAMOK</u></b></p>  <p>Transfer from Tromso In Tamokdalen<sup>2</sup> From :<b>330€</b> <b>4.2/5</b> on Viator</p> <p> DISCOVER</p>	<p><b><u>NIGHT – CAMP TAMOK</u></b></p>  <p>Transfer from Tromso In Tamokdalen Under the northern lights From :<b>270€</b></p> <p> DISCOVER</p>
<p><b><u>ACTIVE NORTH</u></b></p>  <p>Transfer from Tromso In Skibotn From:<b>220€</b> <b>4.5/5</b> on Manawa</p> <p> DISCOVER</p>	<p><b><u>NORTH EXPERIENCE</u></b></p>  <p>Transfer from Tromso In Kilpisjarvi, Finland From:<b>220€</b> <b>4.4/5</b> on Getyourguide</p> <p> DISCOVER</p>	<p><b><u>NIGHT – NORTH EXPERIENCE</u></b></p>  <p>Transfer from Tromso In Oteren Under the northern lights From :<b>220€</b></p> <p> DISCOVER</p>

## SEE REINDEERS IN TROMSØ AREA

- See the reindeer in a Sami camp
- From october/november when the reindeer are back in the farms after being out for summer
- The activity consists of
  - Feeding the reindeer, being able to approach them and maybe pet them!
  - Take lots of pictures
  - Possibly take a sleigh ride
  - Have the meal (usually a reindeer stew, possibility of vegetarian option)
  - Learn about Sami culture
  - Prices from 100€, transport included

### TROMSO ARCTIC REINDEERS:

Located not far from Tromso, the most famous site; very good

- [Feeding the reindeers](#), 140€
- [Feeding the reindeers and taking a sleigh ride](#), 155€
- [Night reindeer with the possibility of Northern Lights](#), 175€

### TROMSO LAPLAND :

Located south of Tromso in Breivikeidet, view of the Lyngen Alps (colder but more beautiful environment)

- [Feeding the reindeers](#), 140€
- [Feeding the reindeer and taking a sleigh ride](#), 180€
- [Night reindeer with the possibility of Northern Lights](#), 140€

### CAMP TAMOK :

1H15 south of Tromso, very beautiful environment between the mountains.

It is possible to see the reindeer [at night under the Northern Lights](#) :

### 2 SMALLER SAMI FARMS



















- [Wondering Reindeer](#), by Sommaroy, 220€
- [Unit X Reindeer Camp](#), south of Tromso, 140€

### SEE THE REINDEER IN THE WILD

Not necessarily easy in winter, much easier in autumn on Kvaloya (south of Brensholmen for example), Skulsfjord road

[Some places where they can hang out](#)



<p><b><u>REINDEER SAMI CULTURE</u></b></p>  <p>Tromso Arctic Reindeer A 30 minutes de Tromso From :<b>140€</b> <b>4.7/5</b> sur Getyourguide</p> <p> <b>DISCOVER</b></p>	<p><b><u>REINDEER SLEDDING</u></b></p>  <p>Tromso Arctic Reindeer A 30 minutes de Tromso From :<b>160€</b> <b>4.7/5</b> sur Getyourguide</p> <p> <b>DISCOVER</b></p>	<p><b><u>SLEDDING BY NIGHT</u></b></p>  <p>Tromso Arctic Reindeer A 30 minutes de Tromso From :<b>170€</b> <b>4.6/5</b> sur Getyourguide</p> <p> <b>DISCOVER</b></p>
<p><b><u>REINDEER SAMI CULTURE</u></b></p>  <p>Tromso Lapland Facing the Lyngen Alps Price :<b>140€</b> <b>4.7/5</b> on Getyourguide</p> <p> <b>DISCOVER</b></p>	<p><b><u>REINDEER SLEDDING</u></b></p>  <p>Tromso Lapland Facing the Lyngen Alps Price:<b>180€</b> <b>4.5/5</b> on Getyourguide</p> <p> <b>DISCOVER</b></p>	<p><b><u>REINDEER FEEDING BY NIGHT</u></b></p>  <p>Tromso Lapland Facing the Lyngen Alps Price:<b>140€</b> <b>4.5/5</b> on Getyourguide</p> <p> <b>DISCOVER</b></p>
<p><b><u>WONDERING REINDEER</u></b></p>  <p>A very small group tour With a visit to Sommaroy Price:<b>220€</b> <b>5/5</b> on Manawa</p> <p> <b>DISCOVER</b></p>	<p><b><u>UNIT X REINDEER CAMP</u></b></p>  <p>Convivial at the home of a Sami family South of Tromso Price:<b>140€</b> <b>4.8/5</b> on Getyourguide</p> <p> <b>DISCOVER</b></p>	<p><b><u>NIGHT – CAMP TAMOK</u></b></p>  <p>Transfer from Tromso In Tamokdalen Under the northern lights Price:<b>190€</b></p> <p> <b>DISCOVER</b></p>

## DISCOVER CAMP TAMOK

Camp Tamok is a winter activity center best known for its famous **ice domes**, a superb ice hotel.

Camp Tamok is located 1h30 south of Tromsø, surrounded by nature, in the heart of the Tamokdalen mountains, which are beautiful.

At Camp Tamok, you can do a lot of activities:

- Visit the **Ice Domes**
  - Or on an [organized tour from Tromsø](#)
  - Either as a self-guided tour, by coming by car (from 10 a.m. to 11 a.m. and 3:30 p.m. to 5 p.m.)
- [Dog sledding](#) (more sporty than in Breivikeidet for example)
- [Snowmobiling](#) (+ ice domes)
- [Snowmobiling at night](#), with why not the Northern Lights!
- [See reindeers](#) under the Northern Lights
- See [the Northern Lights](#)
- [Dog sledding under the Northern Lights](#) (the dream activity!)
- [Go snowshoeing](#) + see the reindeer + domes




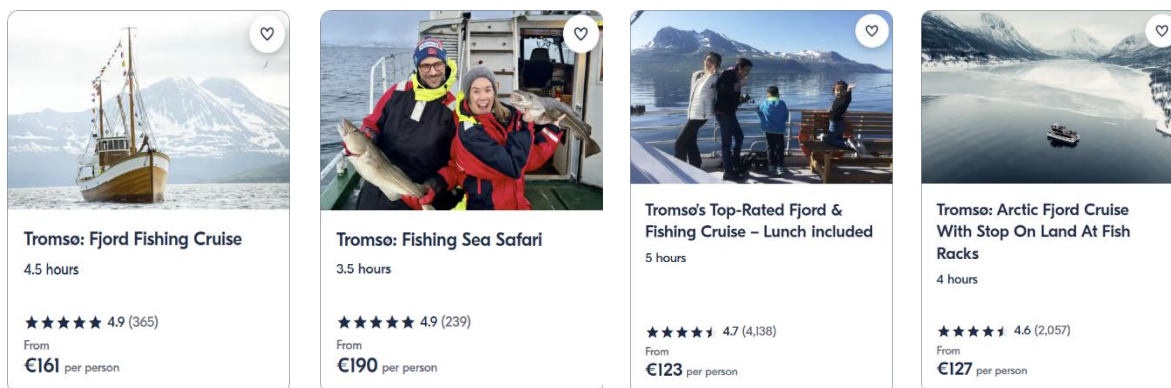
## DISCOVER TROMSØ BY BOAT

- One of the most **popular activities** (to be discovered in more detail [in this article](#)): discover the surroundings of Tromsø by boat. It is a question of discovering several fjords, around Tromsø, of going fishing. Frankly, it's not bad at all.
- Duration: 5 hours
- Observed locations (are more or less the same for each agency): South of Kvaløya, between Kvaløya and Malangen, east coast of Malangen, Ramfjord
- Fishing trip of less than an hour, with more or less success depending on the participants
- Lunch included, including caught fish. Possibility of having dishes without fish
- Departure: Tromsø port (no shuttle)
- Price: between 110 and 120€ for most tours

### There are 3 companies that do this:

- **Polar Adventures**: quite a big boat, more space outside, classic boat, without too much charm. Very nice crew. 120€
  - [To discover here](#)
- **Brim Explorer**: larger, hybrid, newer boat. I haven't tested it yet but excellent reputation. And they have an underwater drone! 110€
  - [To discover here](#)
- More **luxurious catamaran** for fjord discovery and fishing
  - [To discover here](#)





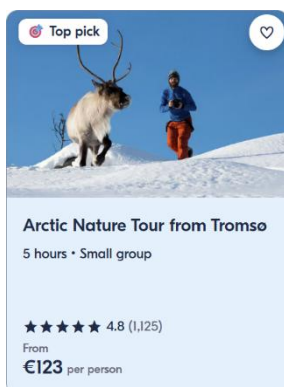
### Then, we will find other types of sea trips:

- Catamaran trip and small groups to see the **Northern Lights**
  - [To discover here](#)
  
- To go **fishing** on a nice wooden boat:
  - [Hermes II Boat](#)



## OTHER ACTIVITIES

- Discover **Kvaløya** with an agency (if you don't have a car). You will go around the island by going to Sommarøy and/or Tromvik, with Ersfjord and Grotfjord.
  - [With Northern Soul Adventures](#)
  - [With Northern Horizon](#)
- **Snowshoeing**
  - [With Wandering Owl](#)
  - Rent the equipment at **Tromso Outdoor** to do it yourself







- See the **Arctic animals**
  - [At the Polar Park](#) next to Bardufoss (it's not a zoo), 3 hours drive from Tromsø



## SUMMARY OF ACTIVITIES AND AGENCIES

### WHALES & ORCAS

- Brim Explorer, hybrid boat, 165€, comfortable and recent ([info & booking](#))
- Polar Adventures, a slightly smaller boat, 160€ ([info & booking](#))
- Norwegian Travel, Large, new, comfortable catamaran, 165€ ([info & booking](#))
- Green Gold of Norway, RIB boat, 280€ ([info & booking](#))
- Arctic Explorer Norway, RIB boat, with lunch, 270€ ([info & booking](#))
- Explore 70°, RIB boat, from Skjervoy, 200€ ([info & booking](#))
- Valhalla Expedition, A week of diving with orcas ([info & booking](#))
- MS Gabriele, a big comfortable boat from Tromso, 165€ ([info & booking](#))
- Arctic Adventure, rib boat, transfer by bus from Tromso, 285€ ([info & booking](#))
- Dervola Explore, rib boat in Skjervoy, 200€ ([info & booking](#))
- MS Keiser Wilhelm, brand new boat from, 160€ ([info & booking](#))
- Skua Nature Group, very small heated boat dedicated to photography, 320€ ([info & booking](#))
- Helgoy Skysstbat, new catamaran from Tromso, 160€ ([info & booking](#))
- See Explore, RIB boat ; transfer from Tromso, 270€ ([info & booking](#))
- Arctic Whale Tour, a « not that big boat » from, 170€ ([info & booking](#))





 <p><b>Tromsø: Whale Watching Tour by Hybrid-Electric Boat</b></p> <p>9 hours</p> <p>★★★★★ 4.5 (4,226)</p> <p>From <b>€169</b> per person</p>	 <p><b>Tromsø: Skjervoy RIB Whale Watching Tour</b></p> <p>12 hours</p> <p>★★★★★ 4.7 (631)</p> <p>From <b>€272</b> per person</p>	 <p><b>Tromsø: Orca and Whale Watching Heated Boat Trip</b></p> <p>12 hours • Small group</p> <p>★★★★★ 4.8 (107)</p> <p>From <b>€340</b> per person</p>	 <p><b>From Tromsø: Whale &amp; Orca Safari with Lunch Included</b></p> <p>8 hours</p> <p>★★★★★ 4.4 (1,227)</p> <p>From <b>€162</b> per person</p>
--	--	---	---

*Vincent Voyage* – Nordic countries and Northern Lights travel blog!

To support the blog and free content : <https://buymeacoffee.com/vincentvoyage>  
[contact@vincent.voyage](mailto:contact@vincent.voyage)

## ♥ NORTHERN LIGHTS – MY FAVORITE GUIDES

- Wandering Owl, 210€ ([more info & booking](#))
- Northern Horizon, 200€ ([more info & booking](#))
- Arctic Breeze, 155€ ([more info & booking](#))
- Enjoy the Arctic, 185€ ([more info & booking](#))
- Northbound, 190€ ([more info & booking](#)), small group
- Arctic Explorers, 190€ ([more info & booking](#))
- The Green Adventure, 200€ ([more info & booking](#))
- Greenlander, 255€ ([more info & booking](#)), small group
- Creative Vacations, 220€ ([more info & booking](#)), small group
- Amazing Arctic Tour, 150€ ([more info & booking](#))
- Arctic Photo Guide, 220€ ([more info & booking](#)), small group
- Northern Soul, 210€ ([more info & booking](#))

 <p>Likely to Sell Out</p> <p>★ 4.9 (726)</p> <p>Northern Lights Hunt with The Green Adventure - photos included</p> <p>📍 Tromsø, Norway</p> <p>🕒 Free Cancellation</p> <p>from €164.79</p> <p>Book Now</p>	 <p>Likely to Sell Out</p> <p>★ 5.0 (1,352)</p> <p>Northern Lights Adventure with Greenlander, 8 people max</p> <p>📍 Tromsø, Norway</p> <p>from €258.96</p> <p>Book Now</p>	 <p>★ 5.0 (134)</p> <p>Northern Lights Adventure</p> <p>📍 Tromsø, Norway</p> <p>🕒 Free Cancellation</p> <p>from €196.18</p> <p>Book Now</p>	 <p>★ 4.8 (1,956)</p> <p>Tromsø: Aurora Hunt with Citizen Science with Wandering Owl</p> <p>📍 Tromsø, Norway</p> <p>🕒 Free Cancellation</p> <p>from €183.10</p> <p>Book Now</p>
---	---	--	---

## ♥ NORTHERN LIGHTS – THE OTHER GOOD TOURS

- NLT Guide Company, 150€ ([more info & booking](#))
- Citizen Science, 200€ ([more info & booking](#))
- Polar Adventure, 150€ ([more info & booking](#))
- FRAM Tours, 210€ ([more info & booking](#))
- Arctic Circle Tour, 175€ ([more info & booking](#))
- Snow Travels, 175€ ([more info & booking](#))
- Bifrost, 175€ ([more info & booking](#))
- Flexitour, 155€ ([more info & booking](#))
- Bus - Northern Shot Bus, 130€ ([more info & booking](#))
- Bus – Chasing Lights, 130€ ([more info & booking](#))
- Polar Adventures, see the northern lights by boat, 100€ ([more info & booking](#))





[Vincent Voyage](#) – Nordic countries and Northern Lights travel blog!

To support the blog and free content : <https://buymeacoffee.com/vincentvoyage>  
[contact@vincent.voyage](mailto:contact@vincent.voyage)

## ❄️ SNOWMOBILE

All these providers provide transport from Tromsø

- Camp Troll, Lyngen Alps, 210€ ([more info & booking](#))
- Camp Troll with electric snowmobile, 280€ ([more info & booking](#))
- XLyngen, Lyngen Alps, 245€ ([more info & booking](#))
- Aurora Wonderland, Lyngen Alps, 270€ ([more info & booking](#))
- Camp Tamok, Tamokdalen, 330€ ([more info & booking](#))
- Camp Tamok, snowmobile by night, 270€ ([more info & booking](#))
- Chasing lights, in Kilpisjärvi (Finland) from Tromsø, 320€ ([more info & booking](#))
- Lyngen Experience, Lyngen Alps, 330€ ([more info & booking](#))
- Active North, in Skibotn, 220€ ([more info & booking](#))
- North Experience, in Kilpisjärvi, Finland, 220€ ([more info & booking](#))
- Nuit - North Experience, in Oteren, 220€ ([more info & booking](#))


 <p><b>From Tromsø: Snowmobile Safari in the Lyngen Alps</b> 6.5 hours</p> <p>★★★★★ 4.9 (802)</p> <p>From <b>€221</b> per person</p>	 <p><b>From Tromsø: Lyngen Alps Guided Snowmobile Tour</b> 7.5 hours</p> <p>★★★★★ 4.8 (241)</p> <p>From <b>€247</b> per person</p>	 <p><b>Tromsø: Lyngen Alps Snowmobile Adventure with Lunch</b> 10 hours · Small group</p> <p>From <b>€383</b> per person</p>	 <p><b>From Tromsø: Evening Snowmobiling Tour at Camp Tamok</b> 7 hours</p> <p>★★★★★ 4.7 (362)</p> <p>From <b>€276</b> per person</p>
--	--	---	---

*Vincent Voyage* – Nordic countries and Northern Lights travel blog!


To support the blog and free content : <https://buymeacoffee.com/vincentvoyage>  
[contact@vincent.voyage](mailto:contact@vincent.voyage)

## DOG SLEDDING


- Arctic Adventure, in Kvaløya, 280€ ([info & booking](#))
- Norwegian Travel, in Breivikeidet, 220€ (facing the Lyngen Alps) ([info & booking](#))
- Tromsø Wilderness Center, in Kvaløya, 250€ ([info & booking](#))
- Aurora Husky, in Moen, 215€ ([info & booking](#))
- Camp Tamok, in the beautiful Tamokdalen Valley, 320€ ([info & booking](#))
- OffTrack Expérience in Malselv (no transfer from Tromsø), 340€ ([info & booking](#))
- Kvaløya Husky, south of Kvaløya, 230€ ([info & booking](#))
- Into Nature, in Malangen (no transfer) ([info & booking](#))
- Run Wild Mushing, in Malangen (no transfer) ([info & booking](#))




**From Tromsø: Husky Experience with Self-Drive Dog Sled Ride**  
4.5 hours  
★★★★★ 4.9 (840)  
From  
**€172** per person



**From Tromsø: Fun and Easy Dog Sledding Adventure**  
4.5 hours  
★★★★★ 4.9 (1,615)  
From  
**€233** per person




**Tromsø: Husky Sled Self-Drive with Traditional Lunch**  
4 hours  
★★★★★ 4.9 (1,566)  
From  
**€233** per person




**Top pick**  
**Tromsø: Self-Drive Husky Dog Sledding Adventure**  
4 hours  
★★★★★ 4.9 (3,501)  
From  
**€290** per person

## VISIT THE REINDEER


- Tromsø Arctic Reindeer, 140€ ([info & booking](#))
- Tromsø Arctic Reindeer, with sled, 170 ([info & booking](#))
- Tromsø Arctic Reindeer at night to see the Northern Lights, 175€ ([info & booking](#))
- Tromsø Lapland, reindeer feeding, 140€ ([info & booking](#))
- Tromsø Lapland, with sled, 180€ ([info & booking](#))
- Tromsø Lapland, reindeer under the northern lights, 140€ ([info & booking](#))
- Wondering Reindeer, la culture Sami, les rennes et Sommaroy, 230€ ([info & booking](#))
- Unit X Reindeer Camp, découverte des rennes et culture Sami, 150€ ([info & booking](#))




**Tromsø: Reindeer Ranch and Sami Cultural Tour with Lunch**  
4 hours  
★★★★★ 4.7 (2,121)  
From  
**€146** per person



**Tromsø: Reindeer Feeding and Sami Cultural Experience**  
4.5 hours  
★★★★★ 4.7 (1,667)  
From  
**€147** per person



**Top pick**  
**Tromsø: Reindeer Sledding & Feeding with a Sami Guide**  
4 hours  
Booked 20 times yesterday  
★★★★★ 4.7 (4,970)  
From  
**€163** per person



**Tromsø: Reindeer Sled, Dinner, and Northern Lights Day Trip**  
4.5 hours  
Booked 13 times yesterday  
★★★★★ 4.6 (2,102)  
From  
**€181** per person





[Vincent Voyage](#) – Nordic countries and Northern Lights travel blog!

To support the blog and free content : <https://buymeacoffee.com/vincentvoyage>

[contact@vincent.voyage](mailto:contact@vincent.voyage)





## FJORDS BOAT TOUR

- **Brim Explorer**, 120€ ([info & booking](#))
- **Polar Adventures**, 120€ ([info & booking](#))
- **Hermes II**, 150€, fishing boat ([info & booking](#))
- **Duen Experience**, 140€, fishing boat ([infos & booking](#))

























 <p><b>Tromsø: Fjord Fishing Cruise</b> 4.5 hours</p> <p>★★★★★ 4.9 (366) From <b>€163</b> per person</p>	 <p><b>Tromsø: Fishing Sea Safari</b> 3.5 hours</p> <p>★★★★★ 4.9 (239) From <b>€150</b> per person</p>	 <p><b>Tromsø's Top-Rated Fjord &amp; Fishing Cruise – Lunch included</b> 5 hours</p> <p>★★★★★ 4.7 (4,144) From <b>€130</b> per person</p>	 <p><b>Tromsø: Arctic Fjord Cruise With Stop On Land At Fish Racks</b> 4 hours</p> <p>★★★★★ 4.6 (2,062) From <b>€129</b> per person</p>
---	---	--	--

## VISIT KVALOYA WITH AN AGENCY

- **Northern Soul Adventures**, 120€ ([info & booking](#))
- **Northern Horizon**, 130€ ([info & booking](#))
- **Jeshua AS**, 85€ ([infos & booking](#))
- **Arctic Explorers**, 140€ ([infos & booking](#))
- **Enjoy the Arctic**, 120€ ([infos & booking](#))
- **The Green Adventure**, 95€ ([infos & booking](#))
- **Northern Norway Travel**, 160€ ([infos & booking](#))
- **Amazing Arctic Tours**, 110€ ([infos & booking](#))

 <p><b>Tromsø: Fjords and Sommarøy Islands Tour with Salmon Picnic</b> 4 hours</p> <p>★★★★★ 4.7 (2,020) From <b>€85</b> per person</p>	 <p><b>Arctic Nature Tour from Tromsø</b> 5 hours • Small group</p> <p>★★★★★ 4.8 (1,125) From <b>€123</b> per person</p>	 <p><b>From Tromsø: Arctic Roadtrip: fjords tour with scenic picnic</b> 5 hours</p> <p>Likely to sell out ★★★★★ 4.8 (1,069) From <b>€118.93</b> per person</p>	 <p><b>Tromsø: Fjord Arctic Adventure Expedition</b> 5 hours • Small group</p> <p>★★★★★ 4.9 (231) From <b>€148.67</b> per person</p>
---	---	--	---

## ACTIVITIES AT A GLANCE

<p><b><u>Northern Lights</u></b></p> <p>Tours from :150€ ♥ : <i><u>Northern Horizon</u></i></p>  <p> DISCOVER</p>	<p><b><u>Dog sledding</u></b></p> <p>Tours from :210€ ♥ : <i><u>A Breivikeidet</u></i></p>  <p> DISCOVER</p>	<p><b><u>Visit to Kvaløya</u></b></p> <p>Tours from :120€ ♥ : <i><u>Northern Horizon</u></i></p>  <p> DISCOVER</p>
<p><b><u>Cruise in the fjords</u></b></p> <p>Tours from :110€ ♥ : <i><u>BRIM Explorer</u></i></p>  <p> DISCOVER</p>	<p><b><u>Whales and orcas</u></b></p> <p>Tours from :165€ ♥ : <i><u>BRIM Explorer</u></i></p>  <p> DISCOVER</p>	<p><b><u>Fishing in the fjords</u></b></p> <p>Tours from :135€ ♥ : <i><u>Hermes II</u></i></p>  <p> DISCOVER</p>
<p><b><u>Ice Fishing</u></b></p> <p>Tours from :180€ ♥ : <i><u>Skadi Adventures</u></i></p>  <p> DISCOVER</p>	<p><b><u>Snowshoeing tour</u></b></p> <p>Tours from :125€ ♥ : <i><u>Wandering Owl</u></i></p>  <p> DISCOVER</p>	<p><b><u>Snowmobile</u></b></p> <p>Tours from :210€ ♥ : <i><u>Camp Troll</u></i></p>  <p> DISCOVER</p>
<p><b><u>Visite des rennes</u></b></p> <p>Tours from :120€ ♥ : <i><u>Tromsø Arctic Reindeer</u></i></p>  <p> DISCOVER</p>	<p><b><u>Ice domes</u></b></p> <p>Tours from :120€ ♥ : <i><u>Camp Tamok</u></i></p>  <p> DISCOVER</p>	<p><b><u>Cross-country skiing</u></b></p> <p>Tours from :115€ ♥ : <i><u>Sommarøy Adventures</u></i></p>  <p> DISCOVER</p>

*Vincent Voyage* – Nordic countries and Northern Lights travel blog!

To support the blog and free content : <https://buymeacoffee.com/vincentvoyage>  
[contact@vincent.voyage](mailto:contact@vincent.voyage)

## SOME HIKES

Here are 5 hikes that I recommend (as long as there is no snow)

- **Bromestinden:** easy, halfway between Tromvik and Rekvik. Great views of the mountains and also of Senja! Watch out for the wind
- **Nattmalsfjellet:** offers a magnificent view of Ersfjord from above without putting too much strain on the calves
- **Floya:** classic, we start from the top of the cable car and continue further. It doesn't really go up, we have magnificent views of the coast and Tromso
- **Ornfloya:** a fantastic view of the Sommaroy archipelago. Not difficult at all, just be careful after the rain.
- **Sorbotn:** you have to start from Sorbotn (Rikiki village) and go to a valley where there is no one. Fantastic, we are surrounded by mountains

Can we do these **hikes in winter**? Bromestinden, Nattmalsfjellet and Sorbotn yes with snowshoes. Ornfloya with crampons because it's very slippery. Floya, I think you can do it just in shoes. In general, it is VERY difficult to recommend hikes in winter because it depends on the level of snow and ice. And it really varies a lot from week to week, from year to year.

Otherwise the easiest way is **really snowshoeing**. Rent one from Tromso Outdoor, go to Breivikeidet or Kattfjordvatnet, two valleys with lots of possibilities.




## WHERE TO STAY

**Be careful**, hotel prices vary enormously between high and low season, sometimes by a factor of three. You can also find this list in [this article about accommodation in Tromsø](#)

Below, you'll find a huge **comparison** between all the accommodations in Tromsø !

























- **Hotels**
  - [Radisson Blu](#), A very effective classic
  - [Scandic Ishavshotel](#), My favorite, but not given in high season
  - [Smarthotel](#) (less than 100€)
  - [Tromsø Lodge & Camping](#) (bungalows outside the centre)
  - [Clarion The Edge](#) (the reference, I love their rooftop for the view over the city)
  - [Comfort xpress](#) (less than 100€)
  
- Accommodations **outside** Tromsø
  - [Malangen Resort](#), 45min from Tromsø, very quiet place, in Mestervik, perfect for the Northern Lights
  - [Sommarøy Arctic Hotel](#), 1h10 from Tromsø, to Sommarøy, a paradisiacal setting
  - [Ersfjordbotn Brygge](#), ideally located in the fjord of Ersfjordbotn, 20min from Tromsø
  - [Yggdrasil farmhotel](#), a quiet cottage/farmhouse on Kvaløya

[Access all the best accommodations by clicking here](#)



[The view from the Scandic Ishavshotel, not bad](#)















## STAYING IN A COMFORTABLE HOTEL WITH GREAT BREAKFAST

<p><b><u>Radisson Blu</u></b> Tromso From :<b>115€</b> <b>8.4</b> on Booking.com</p>  <p> <b>DISCOVER</b></p>	<p><b><u>Scandic Ishavshotel</u></b> Tromso From:<b>120€</b> <b>8.4</b> on Booking.com</p>  <p> <b>DISCOVER</b></p>	<p><b><u>Clarion The Edge</u></b> Tromso From :<b>130€</b> <b>8.5</b> on Booking.com</p>  <p> <b>DISCOVER</b></p>
<p><b><u>Thon Hotel</u></b> Tromso From :<b>130€</b> <b>8.3</b> on Booking.com</p>  <p> <b>DISCOVER</b></p>	<p><b><u>Quality Hotel Saga</u></b> Tromso From : <b>130€</b> <b>8.2</b> on Booking.com</p>  <p> <b>DISCOVER</b></p>	<p><b><u>Enter Amalie</u></b> Tromso From :<b>120€</b> <b>8.0</b> on Booking.com</p>  <p> <b>DISCOVER</b></p>
<p><b><u>Scandic Grand Tromso</u></b> Tromso From :<b>130€</b> <b>8.1</b> on Booking.com</p>  <p> <b>DISCOVER</b></p>	<p><b><u>St Elisabeth Hotel Spa</u></b> Tromso From :<b>150€</b> <b>8.2</b> on Booking.com</p>  <p> <b>DISCOVER</b></p>	<p><b><u>Moxy Hotel</u></b> Tromso Airport From :<b>85€</b> <b>8.5</b> on Booking.com</p>  <p> <b>DISCOVER</b></p>
<p><b><u>Villa Havblikk</u></b> Tromso From :<b>90€</b> <b>8.2</b> on Booking.com</p>  <p> <b>DISCOVER</b></p>	<p><b><u>Home Hotel Aurora</u></b> Tromso From :<b>150€</b> <b>8.3</b> on Booking.com</p>  <p> <b>DISCOVER</b></p>	<p><b><u>Home Hotel With</u></b> Tromso From :<b>85€</b> <b>8.4</b> on Booking.com</p>  <p> <b>DISCOVER</b></p>



















*Vincent Voyage – Nordic countries and Northern Lights travel blog!*

To support the blog and free content : <https://buymeacoffee.com/vincentvoyage>  
[contact@vincent.voyage](mailto:contact@vincent.voyage)

## LOW PRICE ACCOMMODATION

<p><b><u>Ami Hotel</u></b> <i>Tromso</i> From :<b>71€</b> <b>8.4</b> on Booking.com</p>  <p> <b>DISCOVER</b></p>	<p><b><u>Enter Backpack</u></b> <i>Tromso</i> From :<b>89€</b> <b>8.0</b> on Booking.com</p>  <p> <b>DISCOVER</b></p>	<p><b><u>Smarthotel</u></b> <i>Tromso</i> From :<b>84€</b> <b>7.7</b> on Booking.com</p>  <p> <b>DISCOVER</b></p>
<p><b><u>Viking Hotel</u></b> <i>Tromso</i> From :<b>80€</b> <b>7.9</b> on Booking.com</p>  <p> <b>DISCOVER</b></p>	<p><b><u>Comfort Hotel Xpress</u></b> <i>Tromso</i> From :<b>70€</b> <b>8.1</b> on Booking.com</p>  <p> <b>DISCOVER</b></p>	<p><b><u>Tromso Lodge &amp; Camping</u></b> <i>Tromso</i> From :<b>70€</b> <b>8.5</b> on Booking.com</p>  <p> <b>DISCOVER</b></p>
<p><b><u>Tromso Activities Hotel</u></b> <i>Tromso</i> Bed in dormitory from :<b>25€</b> <b>7.6</b> on Booking.com</p>  <p> <b>DISCOVER</b></p>		

























## APARTMENTS AND HOUSES IN TROMSO

<p><b><u>Apt Skaret by Vander</u></b> Tromso From :<b>99€</b> <b>8.6</b> on Booking.com</p>  <p> <b>DISCOVER</b></p>	<p><b><u>Apt 75m<sup>2</sup> seaside</u></b> Tromso From :<b>250€</b> <b>9.9</b> on Booking.com</p>  <p> <b>DISCOVER</b></p>	<p><b><u>Apt Vervet 45m<sup>2</sup></u></b> Tromso From :<b>120€</b> <b>8.9</b> on Booking.com</p>  <p> <b>DISCOVER</b></p>
<p><b><u>Superb Flat 75m<sup>2</sup></u></b> Tromso From :<b>150€</b> <b>9.6</b> on Booking.com</p>  <p> <b>DISCOVER</b></p>	<p><b><u>Several flats from 25m<sup>2</sup></u></b> Tromso From :<b>75€</b> <b>8.6</b> on Booking.com</p>  <p> <b>DISCOVER</b></p>	<p><b><u>Apt 65m<sup>2</sup> 2 bedrooms</u></b> Tromsdalen From :<b>165€</b> <b>9.4</b> on Booking.com</p>  <p> <b>DISCOVER</b></p>
<p><b><u>Very cozy flat 45m<sup>2</sup></u></b> Tromso From :<b>130€</b> <b>8.9</b> on Booking.com</p>  <p> <b>DISCOVER</b></p>	<p><b><u>80m<sup>2</sup> house</u></b> Tromso From :<b>150€</b> <b>9.5</b> on Booking.com</p>  <p> <b>DISCOVER</b></p>	<p><b><u>Recent house 115m<sup>2</sup></u></b> Tromsdalen From :<b>300€</b> <b>9.1</b> on Booking.com</p>  <p> <b>DISCOVER</b></p>

*Vincent Voyage* – Nordic countries and Northern Lights travel blog!

To support the blog and free content : <https://buymeacoffee.com/vincentvoyage>  
[contact@vincent.voyage](mailto:contact@vincent.voyage)



## STAYING OUTSIDE TROMSO

<p><b><u>Ersfjordbotn Brygge</u></b> <i>Ersfjordbotn</i> From :<b>200€</b> <b>9.0</b> on Booking.com</p>  <p> <b>DISCOVER</b></p>	<p><b><u>Malangen Resort</u></b> <i>Mestervik</i> From :<b>180€</b> <b>8.6</b> on Booking.com</p>  <p> <b>DISCOVER</b></p>	<p><b><u>Sommaroy Arctic Hotel</u></b> <i>Kvaløya</i> From :<b>150€</b> <b>8.7</b> on Booking.com</p>  <p> <b>DISCOVER</b></p>
<p><b><u>The Crush Apartment</u></b> <i>Ersfjordbotn</i> From :<b>106€</b> <b>9.1</b> on Booking.com</p>  <p> <b>DISCOVER</b></p>	<p><b><u>Yggdrasil Farmhotel</u></b> <i>Straumsbukta</i> From :<b>106€</b> <b>9.1</b> on Booking.com</p>  <p> <b>DISCOVER</b></p>	<p><b><u>Viking Cabins</u></b> <i>Lyngen Alps</i> From : <b>200€</b> <b>8.8</b> on Booking.com</p>  <p> <b>DISCOVER</b></p>
<p><b><u>Mountainside Lodge</u></b> <i>Brevikeidet</i> From :<b>200€</b> <b>9.7</b> on Booking.com</p>  <p> <b>DISCOVER</b></p>	<p><b><u>Buvik Sea Lodge</u></b> <i>Kvaløya</i> From :<b>106€</b> <b>8.8</b> on Booking.com</p>  <p> <b>DISCOVER</b></p>	<p><b><u>Mikkelvik Brygge</u></b> <i>Ringvassøya</i> From :<b>200€</b> <b>9.7</b> on Booking.com</p>  <p> <b>DISCOVER</b></p>
<p><b><u>Koppangen Brygger</u></b> <i>Lyngen Alps</i> From :<b>200€</b> <b>9.4</b> on Booking.com</p>  <p> <b>DISCOVER</b></p>	<p><b><u>Flat in Malangen</u></b> <i>Malangen</i> From :<b>150€</b> <b>5/5</b> on Airbnb</p>  <p> <b>DISCOVER</b></p>	<p><b><u>Arctic Lodge Tromvik</u></b> <i>Tromvik</i> From :<b>250€</b> <b>9.2</b> on Booking.com</p>  <p> <b>DISCOVER</b></p>

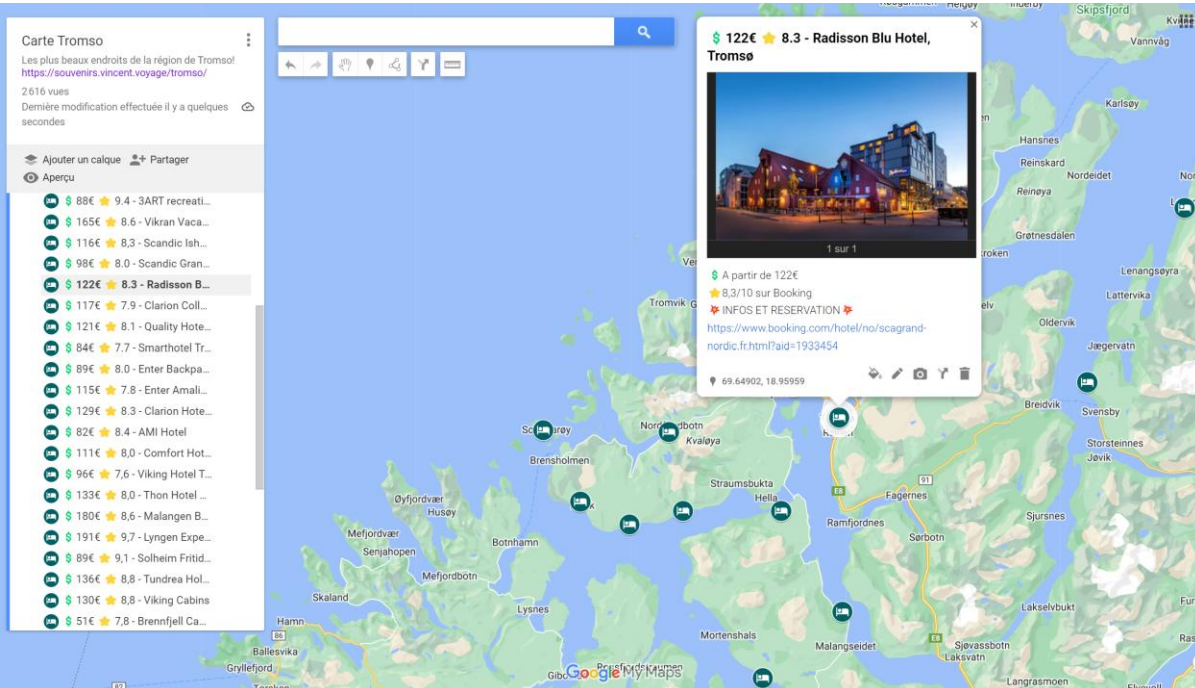
*Vincent Voyage* – Nordic countries and Northern Lights travel blog!

To support the blog and free content : <https://buymeacoffee.com/vincentvoyage>  
[contact@vincent.voyage](mailto:contact@vincent.voyage)

## STAYING IN A GLASS IGLOO

<p><b>North Exp. Basecamp</b> Hatteng From :<b>360€</b> <b>9.1</b> on Booking.com</p>  <p><b>DISCOVER</b></p>	<p><b>Aera Glass Cabin</b> Skittenelv From :<b>200€</b> <b>8.6</b> on Booking.com</p>  <p><b>DISCOVER</b></p>	
--	--	--

[Click here](#) or on the map to have the selection of accommodations



The screenshot shows a Google Maps interface for Tromsø, Norway. On the left, a list of accommodations is displayed with their prices and ratings. The selected accommodation, Radisson Blu Hotel, is highlighted in blue. A pop-up window shows a photo of the hotel and provides details: price starting at 122€, a rating of 8.3/10 on Booking.com, and a link to the hotel's page on Booking.com. The map shows the location of the hotel in Tromsø, with various landmarks and streets labeled.

## WHERE TO EAT / DRINK / COFFEE

- Norwegian **restaurants** (so expensive)
  - [Maskinverkstedet](#) (my favorite, you have to book)
  - Smak AS
  - [Mathallen](#)
  - [Full Steam](#)
  - [Bardus](#)
  - [Emmasdrommekjokken](#)
  
- Restaurants at almost **normal prices**
  - [Pizzeria Casa Inferno](#) (For a Norwegian pizza, it's not bad)
  - Pastafabrikken (not crazy)
  
- Have a **coffee** in a cozy place
  - Smørtorget
  - Kaffebonna
  - Risø
  - Koseverden & Koselig cafe
  - Svermeri Kafé og Redesign
  - Tøllefsenhjørnet
  
- To **eat cheap** (not easy!)
  - Cafés like Smørtorget offer Nordic toast
  - 7/11 and other mini-markets of the kind make cheap hot dogs and pizzas. Not crazy but cheap.
  - At Extra in the city center, there is a grill, they make burgers and things like that cheap. At the end of the day, it's on sale to get rid of it.
  - Outside the city, gas stations have hot dogs
  - Some supermarkets have salad bars. I recommend Eurospar, 10€ per
  - Otherwise sandwiches in the supermarket



## HOW TO GET THERE AND GET AROUND

- Nearest train **station** : Narvik (from Stockholm) or Bodo (Norwegian network). Then you have to take the bus.
- **Nearest airport** : Tromso Langnes (about 10 minutes from the city centre)
  - Coming from France or Belgium, there is bound to be a stop to make (more if you come from the provinces, while waiting for direct flights to Oslo). Companies:
    - Norwegian
    - Air France
    - FlySAS
    - Lufthansa
    - Finnair
    - Flyr
    - Il faut absolument COMPARER, faire varier d'un jour à l'autre. Exemple de comparateur : [Kayak](#). Fiable.
- Lots of possibilities by **bus and boat** for short and long trips. **Planner** :
  - <https://svipper.no/>
  - <https://entur.no/>
- **Car rental** : look especially at the airport, the stations open late. They are all equal EXCEPT Thrifty. To be avoided. You have to be careful about :
  - The number of km per day. Now they limit the mileage to charge for the extra km
  - Automatic gearbox it's a little more comfortable and easy to be careful on the snow
  - Often hybrids are at the same price, and considering the price of gasoline, it's not bad
  - It is absolutely necessary to compare agencies because prices vary for no reason. Use for example [Kayak](#) (I like it). Then look on the sites if the prices are cheaper.
  - I'm comparing (and I've made my last bookings) on [Discover Cars](#). Clear, no trickery, not especially expensive.
- Car rental with **GETAROUND**
  - Highly reliable and choice in Tromso
  - [Sign up and receive €15 on your first rental](#)
  - Always a choice, even at the last minute
  - Beware of mileage, which is not unlimited (and extra mileage is very expensive)
- Car **parks** in Tromso are paid and expensive :
  - Super convenient underground parking, about 30€ per day
  - Outdoor car parks can be seen and paid for with the **Easypark app**. Practice.
  - Can be free parking south towards Telegrafbukta.
  - The higher car parks on the island are cheaper
  - The hotels in the city center do not have parking
  - Supermarket car parks are not paid but for a limited time

[Vincent Voyage](#) – Nordic countries and Northern Lights travel blog!



To *support the blog* and free content : <https://buymeacoffee.com/vincentvoyage>  
[contact@vincent.voyage](mailto:contact@vincent.voyage)

## PRACTICAL INFORMATION

- Tourist Office: Samuel Arnesens gate 5
- Airport – city centre bus: [Flybussen](#), every 20 to 30min, 125 NOK each way
- [Tromso Outdoor](#) to rent special cold weather clothing in Tromso
- **Luggage storage** in Tromso :
  - At the airport, but I never saw it
  - At the Jekta Shopping Mall
  - At the Nestrand shopping centre, in the city centre
  - 1st floor of the ferry terminal
- To **change money**: RIA agency (exchange rate really not good)
- **Payments**: everything is done by card. Possibility to withdraw from the 3 ATMs in the city center (linked to a bank) but beware of the ATM fees + fees from your bank (which may apply withdrawal fees outside of € as well as fees on the exchange rate)
- **Second-hand**: there are second-hand shops in Tromso (clothes, crockery...) such as Remiks or gjenbruken

### FIND THE PERFECT CAR IN NORWAY

Roam Norway with [Discover Cars](#)

<p>Oslo Airport</p> <p><b>Intermediate Elite C...</b> Skoda Enyaq or similar</p>  <p>5 seats, 2 luggage, 5 doors, Auto.</p> <p><b>Budget</b> € 33.34 / per day</p> <p><a href="#">View</a></p>	<p>Bergen Flesland Airport</p> <p><b>Standard</b> Volkswagen Passat or similar</p>  <p>5 seats, 3 luggage, 4 doors, A/C</p> <p><b>National</b> € 35.76 / per day</p> <p><a href="#">View</a></p>
---	---

- Rent a car from many airports or in the city
- Small model, SUV or electric for adventure
- From **25€**



**DISCOVER**

[Vincent Voyage](#) – Nordic countries and Northern Lights travel blog!

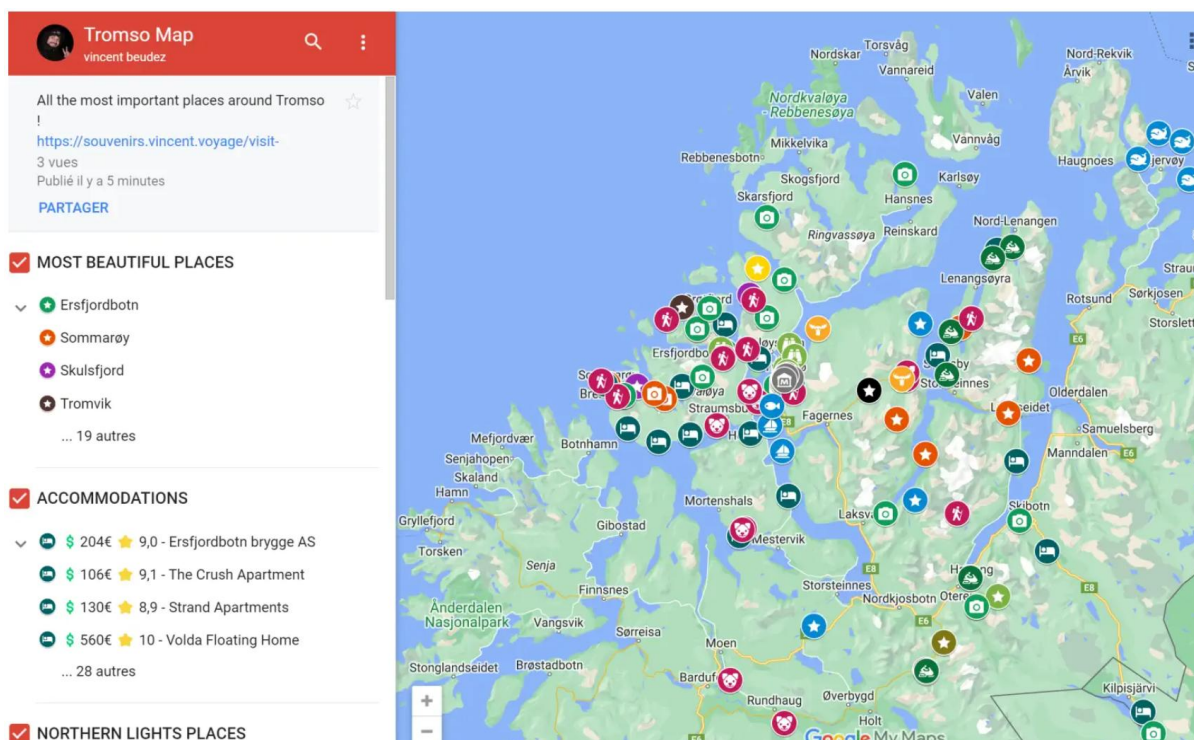
To support the blog and free content : <https://buymeacoffee.com/vincentvoyage>  
[contact@vincent.voyage](mailto:contact@vincent.voyage)

## MAP OF TROMSO

I have gathered all this information in a map of the surroundings of Tromso which contains :

- The most beautiful places
- Places to see the Northern Lights
- Activities such as whale, dog sledding, auroras... and the various agencies
- Some hikes
- Full of very good accommodations, all price ranges
- Restaurants, bars, cafes
- And practical information

[You can access the map by clicking here](#)



*[Vincent Voyage](#) – Nordic countries and Northern Lights travel blog!*

To support the blog and free content : <https://buymeacoffee.com/vincentvoyage>  
[contact@vincent.voyage](mailto:contact@vincent.voyage)

## 3 ROUTES AROUND TROMSØ IN WINTER

Here I will present 3 itineraries to discover Tromsø and its surroundings. So why 3? Because it depends if you want to do activities, if you have a car if you want to discover Senja. So here are 3 options. This is taken from my article "[The best routes in Tromsø](#)"

### *ITINERARY 1: Around Tromsø with car and activities*

- **Visit** to Tromsø, polarmuseet, Fjellheisen funicular for the sunset. If the weather is good, it is possible to see the auroras from up there.
  - Possibility to see the **Northern Lights** [with an agency](#) for the first evening to take as much information as possible and go see them for yourself afterwards
- Discovery of the island of **Kvaløya** :
  - Drive from Kvaløya to **Sommarøy**, visit the archipelago, on the way back pass by the view of Skulsfjord just before the tunnel
- **Dog sledding**
  - [Check out the different dog sledding options here](#)
  - Favorite dog sledding in **Breivikeidet** ([info & booking](#))
- Go to the **Lyngen Alps** via Breivikeidet and take the ferry, stop by Nakkevatnet on the way, return by road. If the weather is nice, Signaldalen is a good place to see the Northern Lights on the way back
- Discovery of the island of **Kvaløya** :
  - Take the road to **Tromvik**, passing through **Ersfjord** and **Grotfjord**. Continue to Rekvik via Brosmetinden
- See **whales and orcas** (if it's the season) / boat in the fjords / see the reindeer
  - The different options for [whale watching](#)
    - Favorite : [hybrid boat](#)
  - [Discover the fjords](#) by boat
  - [See the reindeer](#) at a Sami farm near Tromsø
- Route to the **Signaldalen** mountain via Laksvatn and Lakselvbukt

#### **Recommended accommodation:**

- Hotel in Tromsø : [Radisson Blu](#), [Scandic Ishavshotel](#) or [Enter Backpack](#) for a low price
- Apartment in Tromsø: [Next to the church](#), [practical flat in Kvaløysletta](#), [Skaret](#) In the city centre , [Meilbo](#) convenient and very well located
- Accommodation outside Tromsø: [Ersfjord Brygge](#), [Malangen Resort](#)

## ROUTE 2: Tromsø without a car

Without a car in Tromsø, there is a big advantage and a big disadvantage. There are agencies to do absolutely everything, so it doesn't limit us if we book early enough. But discovering the surroundings by public transport is very complicated if not impossible. Because there is usually only one a day.

- **Visit** to Tromsø, **polarmuseet**, Fjellheisen **funicular** for the sunset. If the weather is good, it is possible to see the auroras from up there.
  - If the sky is overcast in Tromsø, possibility to see the Northern Lights [with an agency](#) for the first evening
- Dog [sledding in Breivikeidet](#) for a great view of the Lyngen Alps
- Go to **Ersfjord** by bus, stop at the viewpoint at the top, go down to the fjord. You can walk to a peninsula. Return by bus, stop along the Kaldfjord fjord, return to Tromsø.
- Discovery of the island of **Kvaløya** [with an agency](#), depending on the conditions, Sommarøy road or Tromvik road via Grotfjord
- See [whales and orcas](#) or [go fishing](#) on a typical boat
- [Snowmobiling](#) in the Lyngen Alps
- Where **to see the Northern Lights** in Tromsø island :
  - Telegrafbukta beach
  - Rooftop of Clarion the Edge
  - At the top of Fjellheisen (cable car or on foot, but crampons are required))
  - Otherwise here is [the list of good agencies](#)

---

# LOFOTEN ISLANDS

---

[Full blog post about Lofoten Islands](#)

## LOFOTEN IN A NUTSHELL

### Most beautiful villages to see

- Henningsvaer
- Reine, Hamnøy, Sakrisøy, A (very close to each other)
- Nusfjord

### 3 Best beaches to see

- Kvalvika
- Uttakleiv (and its neighbors Vik and Haukland)
- Unstad

### 3 Best activities

- [Cruise in Trollfjord](#)
- [Northern lights](#)
- [Kayaking](#)

### 3 Favorite restaurants

- *Gammelbua - Reine*
- *Karoline – Nusfjord*
- *Anita's Seafood - Sakrisøy*

### 3 Best places to stay

- [Anker Brygge - Svolvaer](#)
- [Hattvika Lodge - Ballstad](#)
- [Rostad Rorbu - Hamnøy](#)

### 3 Favorite cafes

- *Unstad Arctic Surf*
- *Henningsvær Lysstøperi*
- *Bakeriet På Å*

### Car Rental Comparators

- [Discover Cars](#)
- [Rental Cars](#)

### Best Time to Come

- For northern lights : from early september to end of march
- For hiking : june to mid october
- For snow activities : end of december until march, but less and less snow
- During July and august, the archipelago is very crowded

### How long to Stay to enjoy the Lofoten Islands

- In 5 days you can quickly see everythin, but no time to hike
- one week is good to enjoy the place, hike or see the northern lights
- [you can easily stay 2 weeks around Tromsø, Senja and Lofoten Islands](#)

## PLACES TO SEE

It is difficult to define the most beautiful places in Lofoten. Really, **everything is beautiful**. The south is exceptional.

- Typical **and essential** villages:
  - Henningsvaer
  - Reine
  - A i Lofoten
  - Hamnoy & Sakrisoy
  - Nusfjord



- The **beaches** to see. And yes! Some of the most beautiful beaches in the world in the Lofoten Islands! Light sand, turquoise water, surrounded by mountains, they are heavenly
  - Unstad, Surf beach, beautiful surroundings and the best Kanelbolle next door
  - Uttakleiv, The most famous and largest beach
  - Haukland and Vik, just before Uttakleiv
  - Skagsanden and Flagstad, also for surfing and very pretty
  - Kvalvika but with a hike
  - Eggum
  - Ramberg
- The **most beautiful places**
  - Gudinnegrava Viewpoint
  - Fredvang, then continue on the small road to the southwest
  - Svolvaer
  - Moskenesoya Island, exceptional
  - Flakstad
  - Valberg then Stamsund
  - But in fact take any road, especially the small ones



## SOME HIKES
















- Reinebringen : the most famous, crazy view above the village of Reine
- Tjeldbergtind : a beautiful view above Svolvaer
- Festvågtind : a great view above Henningsvaer
- Kvalvika : a nice beach accessible via 3 hiking trails (including Ryten)
- From Unstad to Eggum
- Mannen : A beautiful view above the beaches



## ACTIVITIES

- See the **Northern Lights**
  - [Main blog post about the Northern Lights](#)
  - [Blog post about northern lights in Lofoten Islands](#)
  - [A good northern lights tour](#)
  
- See the **Trollfjord**
  - [In a silent electric boat](#)
  - [With observation of eagles \(birds of prey\) by RIB boat](#)
  
- **Snowmobiling**
  - Well then, I couldn't find a snowmobile in Lofoten. It's probably way too mountainous. Not a single provider.
  
- See the **reindeer**
  - In the same way, there is no Sami camp to see the reindeer in Lofoten. On the other hand, you can come across them, and also elks
  
- Go **fishing** with a local fisherman
  - I did [it with this boat](#), and frankly it's nice!
  
- **Kayaking**
  - You must need the wetcard to rent, without a guide: [see here](#)
  - [Half a day](#) (summer only)
  
- **Guided tour**
  - Discover Lofoten with an agency in one day.
    - [In summer](#)
    - [In winter](#)

## ALL LOFOTEN ISLANDS ACTIVITIES

<p><b>NORTHERN LIGHTS</b></p> <p><a href="#">Svinoya Rorbuer</a> From :<b>170€</b> 4.7/5 on Getyourguide</p> <p></p>	<p><b>NORTHERN LIGHTS</b></p> <p><a href="#">Discover Lofoten</a> From :<b>140€</b> 4.7/5 on Getyourguide</p> <p></p>	<p><b>NORTHERN LIGHTS</b></p> <p><a href="#">Lofoten Lights</a> From :<b>140€</b> 4.7/5 on Getyourguide</p> <p></p>
<p><b>NORTHERN LIGHTS</b></p> <p><a href="#">Lofoten Aktiv</a> From :<b>150€</b> 4.4/5 on Getyourguide</p> <p></p>	<p><b>TROLLFJORD</b></p> <p><a href="#">Silent boat tour</a> From :<b>118€</b> 4.7/5 on Getyourguide</p> <p></p>	<p><b>TROLLFJORD</b></p> <p><a href="#">RIB Boat tour</a> From :<b>125 €</b> 4.9/5 on Getyourguide</p> <p></p>
<p><b>GUIDED TOUR OF SOUTHERN LOFOTEN</b></p> <p><a href="#">Reine, Hamnoy and Sakrisoy</a> From :<b>140€</b> 4.9/5 on Getyourguide</p> <p></p>	<p><b>TWO-DAY PHOTOGRAPHIC TOUR</b></p> <p><a href="#">Visit the most beautiful places</a> From :<b>220€</b> From Svolvaer</p> <p></p>	<p><b>DISCOVERING THE ARCHIPELAGO</b></p> <p><a href="#">With Heart of Lofoten</a> From :<b>140€</b> From Svolvaer</p> <p></p>
<p><b>HORSEBACK RIDING</b></p> <p><a href="#">Horse riding by the beach</a> From :<b>110€</b> 4.9/5 on Getyourguide</p> <p></p>	<p><b>SNOWSHOE TREKKING</b></p> <p><a href="#">With XXLofoten</a> From :<b>120€</b> 4.9/5 on Getyourguide</p> <p></p>	<p><b>SNOWSHOE TREKKING</b></p> <p><a href="#">With Lofotek Aktiv</a> From :<b>120€</b> 4.9/5 on Getyourguide</p> <p></p>
<p><b>KAYAK IN WINTER</b></p> <p><a href="#">Around Svolvaer</a> From :<b>115€</b> 4.9/5 on Getyourguide</p> <p></p>	<p><b>KAYAK IN SUMMER</b></p> <p><a href="#">Around Skrova Island</a> From :<b>110€</b> 4.9/5 on Getyourguide</p> <p></p>	<p><b>GO FISHING AT SEA</b></p> <p><a href="#">On a traditional fishing boat</a> From :<b>85€</b> 4.7/5 on Getyourguide</p> <p></p>

























## WHERE TO STAY

- **Hotels**
  - [Thon hotel - Svolvær](#)
  - [Scandic hotel - Leknes](#)
  - [Tobiasbrygga - Henningsvåg](#)
- **Rorbuer and cabins**
  - [Anker Brygge \(great place\) - Svolvær](#)
  - [Svinoya Rorbuer](#)
  - [Eliassen Rorbuer \(incredible location\) - Hamnøy](#)
  - [Lofoten Cabins - Ramberg](#)
- **Private accommodation**
  - [Apartment in Svolvær](#)
  - [A big house in Reine, not that expensive](#)
  - [Selma hus - Fredvang](#)
  - [Rabben Feriested, a beautiful house with great view](#)



[Eliassen Rorbuer in Hamnøy, Lofoten Islands](#)

You can view all the accommodations [on Booking](#) or many options [in this article](#)

<p><b><u>Anker Brygge</u></b> <i>Svolvær</i> From : <b>140€</b> <b>8.8</b> on Booking.com</p>  <p> DISCOVER</p>	<p><b><u>Svinoya Rorbuer</u></b> <i>Svolvær</i> From : <b>135€</b> <b>8.9</b> on Booking.com</p>  <p> DISCOVER</p>	<p><b><u>Thon Hotel</u></b> <i>Svolvær</i> From : <b>126€</b> <b>8.6</b> on Booking.com</p>  <p> DISCOVER</p>
<p><b><u>Lofoten Basecamp</u></b> <i>Leknes</i> From : <b>129€</b> <b>9.2</b> on Booking.com</p>  <p> DISCOVER</p>	<p><b><u>Statles Rorbu</u></b> <i>Mortsund</i> From : <b>147€</b> <b>8.8</b> on Booking.com</p>  <p> DISCOVER</p>	<p><b><u>Hattvika Lodge</u></b> <i>Ballstad</i> From : <b>320€</b> <b>9.1</b> on Booking.com</p>  <p> DISCOVER</p>
<p><b><u>Lofoten Cabins Kakern</u></b> <i>Ramberg</i> From : <b>262€</b> <b>9.3</b> on Booking.com</p>  <p> DISCOVER</p>	<p><b><u>Eliassen Rorbuer</u></b> <i>Hamnoy</i> From : <b>120€</b> <b>8.6</b> on Booking.com</p>  <p> DISCOVER</p>	<p><b><u>Olenilsøya Mini Villa</u></b> <i>Reine</i> From : <b>105€</b> <b>9.1</b> on Booking.com</p>  <p> DISCOVER</p>
<p><b><u>Rostad Retro Rorbuer</u></b> <i>Hamnoy</i> From : <b>105€</b> <b>9.5</b> on Booking.com</p>  <p> DISCOVER</p>	<p><b><u>30m<sup>2</sup> apartment</u></b> <i>Henningsvær</i> From : <b>120€</b> <b>8.4</b> on Booking.com</p>  <p> DISCOVER</p>	<p><b><u>1 week house</u></b> <i>Leknes</i> From : <b>50€</b> <b>8.7</b> on Booking.com</p>  <p> DISCOVER</p>

[Vincent Voyage](#) – Nordic countries and Northern Lights travel blog!

To support the blog and free content : <https://buymeacoffee.com/vincentvoyage>

[contact@vincent.voyage](mailto:contact@vincent.voyage)

## WHERE TO EAT

- Gammelbua, Norwegian restaurant in Reine (the best in my opinion, not cheap)
- Tapperiet, Norwegian cuisine in Reine
- Anita's Seafood, crazy setting, in Sakrisoy
- Gadus, in Hamnoy
- Karoline, in Nusfjord
- Digg, in Leknes
- Unstad Arctic Surf (especially for their kannelbole to die for)
- Fiskekrogen, in Henningsvaer
- Balloon Burger in Svolvaer
- Bacalao, in Svolvaer
- Kjekkenet in Svolvaer



*Gammelbua in Reine*

## HOW TO GET THERE AND GET AROUND

- Nearest train **station** : Narvik (from Stockholm) or Bodo (Norwegian network) and take the ferry to Moskenes
- **Nearest airport** :
  - Evenes (Harstad/Narvik) 3h from Svolvaer
  - Bodo, then take the [ferry to Moskenes](#)
  - Leknes and Svolvaer : you can only get there with a stopover in Bodo
  - Coming from France or Belgium, there is bound to be a stop to make (more if you come from the provinces, while waiting for direct flights to Oslo). Companies for Evenes and Bodo:
    - Norwegian
    - Wideroe (the only company that goes to Leknes and Svolvaer)
    - FlySAS
    - It is absolutely necessary to COMPARE, to vary from one day to the next. Example of comparator: [Kayak](#). Reliable.
- Lots of possibilities by **bus. Planner** :
  - <https://www.reisnordland.no/>
    - [Application pour acheter les billets](#)
  - <https://entur.no/>
- For the **Bodo – Moskenes** ferry:
  - Direct website : [Torghatten Nord](#)
  - [Everything you need to know about this route](#)
- **Car Rental** :
  - There are car rentals in
    - Moskenes
    - Leknes
    - Svolvaer city center
    - Svolvaer airport
    - Evenes Airport
  - It is absolutely necessary to COMPARE prices and reviews. I use [Discover Cars](#), reliable and without unpleasant surprises.



**RENT YOUR CAR IN NORWAY**  
with *Discover Cars*

- Car rental comparator
- From 25\$
- Unlimited mileage
- Provided with Autopass toll tag

[Find out more](#)

## SVOLVAER

Svolvaer is the main town in northern Lofoten. And it's a lovely little town, surrounded by mountains, with its own archipelago and a very pleasant harbor.

Staying in Svolvaer during your stay in Lofoten is a good idea if you have more than one base. Because Svolvaer is a long way from the southern sites. So it might be a good idea to have a few days in the south, like Reine or Ballstad, and a few days in Svolvaer.

But in any case, Svolvaer is well worth a visit!

### *How to get to Svolvaer*

- **Ferry :**
  - there is the [free ferry](#) between Svolvaer and Skutvik (June<sup>1</sup> to August 30), which takes cars.
  - there's also the Hurtigruten, which stops in Svolvaer
  - or the [ferry between Bodo and Moskenes](#) and then a 2h15 drive
- **By Plane:**
  - there's a small airport at Svolvaer, served by Wideroe. There's bound to be a stopover in Bodo, usually from Oslo.
  - if not, Harstad/Narvik airport (also called Evenes) is a 3-hour drive away and has direct flights.
  - or Leknes airport, but also small
- **By Car:**
  - It's a 7-hour drive from Tromso
  - 3h30 from Andenes (northern Vesteralen))
  - Over 5h from Finnsnes to Senja
  - 2h from Reine
- **By Bus :**
  - Bus 300 crosses all of Lofoten, from Narvik to A i Lofoten, 2 times a day.
  - Take a look at [Entur.no](#) or on [Reisnordland.no](#) two super-efficient planners for timetables and connections
  - The routes are :
    - Narvik – Svolvaer : 3h50
    - Tromso – Svolvaer : 7h20 (take the 100 then the 300)

## Rent a car in Svolvær

### Do I need to hire a car to visit Svolvær and the surrounding area?

Svolvær is a very small town. So it's not necessary. Even if you want to go to nearby places like Kabelvåg, you can do so by bus.

On the other hand, if you want to go further afield, to get around the city, it's important to have a car. Not essential, as there is a bus network (as we shall see), but important for flexibility.

You have the main car rental agencies, whether in town or at the airport (i.e. 5 minutes outside): Hertz, Avis, Budget, Sixt.

On the other hand, you really need to book in advance, as there's not much on offer and prices can soar. Roughly speaking, a "normal" price in Svolvær is around €50 a day. But if you book late, you can get up to 100€.

### To rent a car:

- You need to compare
- And compare comparators! because they have different agreements
- I use [Discover Cars](#) and [Rental Cars](#)

An advertisement for Discover Cars in Norway. The left side features a photograph of a dirt road winding through a snowy, mountainous landscape. The right side is a dark grey panel with white text. At the top, it says 'RENT YOUR CAR IN NORWAY' in a bold, sans-serif font, followed by 'with Discover Cars' in a smaller, italicized font. Below this, there is a bulleted list of features: 'Car rental comparator', 'From 25\$', 'Unlimited mileage', and 'Provided with Autopass toll tag'. At the bottom right of the panel is a red button with the text 'Find out more' in white.

**RENT YOUR CAR IN NORWAY**  
with *Discover Cars*

- Car rental comparator
- From 25\$
- Unlimited mileage
- Provided with Autopass toll tag

[Find out more](#)

[Vincent Voyage](#) – Nordic countries and Northern Lights travel blog!

To support the blog and free content : <https://buymeacoffee.com/vincentvoyage>  
[contact@vincent.voyage](mailto:contact@vincent.voyage)

## *What to see in Svolvær*

Svolvær is a very pleasant little town, with the mountains on one side and the sea on the other. It's an excellent base, but there's not much to see in the town itself. However,:

- The port, super pleasant
- The island of Skrova with its turquoise waters
- The peninsula behind the Svinoya Rorbuer, and up to Moloen i Svolvær, for the view.
- The center of Kabelvag with its wooden houses
- The view from Kabelvag lighthouse
- LofotAkvariet, a pleasant experience
- The Djevelporten hike for a view of the whole city



## Things to do in Svolvær

Svolvær is the starting point for many fun activities :


- **Kayaking** around the island of Skrova
  - [Information and booking](#)
- **See the northern lights**
  - Here is a [list of locations](#)
  - And if you want a guide, [here's a recommendation](#)
- **See Trollfjord** by boat, the narrowest fjord in the country
  - See in [silent electric boat](#)
  - Or by [inflatable boat](#)
- **Snowshoeing** in the Svolvær hills
  - [Information and booking](#)
- **Go fishing** on a fisherman's boat
  - [Information and booking](#)



**Skrova Island : 3hours Guided Kayak Tour**  
3 hours  
★★★★★ 4.9 (32)  
From €109.89



**From Svolvær: Lofoten Islands Silent Trollfjord Cruise**  
3 hours  
★★★★★ 4.7 (1,949)  
From €118.87



**From Svolvær: Lofoten Fishing Boat Cruise**  
4 hours  
★★★★★ 4.7 (213)  
From €85.09



**Lofoten: The Aurora Jæger – Northern Lights Hunt with Local**  
4.5 hours • Small group • Pickup available  
**Likely to sell out**  
★★★★★ 4.8 (77)  
From €141.11

## Where to stay in Svolvær

Svolvær is a good base for visiting northern Lofoten. A little far for the south, so you can have two accommodations, one in Svolvær, the other in Reine, Ballstad or Leknes, for example.

Here's a list of quality accommodation, some cheap, some rorbuer



### SVINOYA RORBUER

- Very nice setting
- **8.9/10** on Booking
- From **€120**



DISCOVER



### ANKER BRYGGE

- Beautiful rorbuer
- **8.8/10** on Booking
- From **€188**



DISCOVER



### THON HOTEL

- The best breakfast
- **8.6/10** on Booking
- From **€125**



DISCOVER



### SCANDIC SVOLVAER

- Super well placed
- **7.8/10** on Booking
- From **€109**



DISCOVER



### LOFOTEN RORBUER

- Very practical and inexpensive
- **8.9/10** on Booking
- From **€110**



DISCOVER



### FAST HOTEL

- Correct for 1/2 nights
- **7.1/10** on Booking
- From **90€** onwards



DISCOVER



### 30M<sup>2</sup> APARTMENT

- Modern and practical
- **9.6/10** on Booking
- From **€120**



DISCOVER



### APARTMENT 120M<sup>2</sup>

- Big and cozy
- **9.6/10** on Booking
- From **€175**



DISCOVER



### HENNINGSVAER RORBUER

- At Henningsvaer
- **8.1/10** on Booking
- From **€140**



DISCOVER

## HENNINGSVAER

Henningsvaer is a very pleasant fishing village close to Svolvær. Less typically Norwegian than Reine or A, for example, it's nonetheless well worth a visit, as it's really nice and pretty, especially its little harbor with a backdrop of superb mountains. For the sunset, it's great..



## How to get to Henningsvaer

- By Car :
  - 35min from Svolvær
  - 1h from Leknes
  - Stop off on the way at the small beach of Rorvikstranda
  - Please note that parking at the entrance to Henningsvaer village is subject to a charge.
  
- By bus :
  - From Svolvær: bus 743 runs 5 times a day
  - From Leknes: catch the 743 to Rorvik, via the 300 or 741.
  
- With an **agency**
  - If you're in Svolvær, you can hire a guide to show you the main points of interest in the area, including Henningsvaer.



**Top pick** 

**Lofoten Scenic Sightseeing Tour:  
Half day tour**

6 hours • Small group • Pickup available

★★★★★ 5 (48)

From €124.00

## *What to see in Henningsvaer*

There's not much to see in the village. It's mainly **the port** and the famous **soccer pitch**. If you've got a drone, it's an ideal playground!

The **road to get there** is very nice too. If you want to **hike**, there's the Nipen, which offers a great view of the archipelago.

Henningsvaer is growing, with more and more nice **little cafés** like the Lystøperiet.

In the gallery, you'll find a **collection of paintings** by northern Norwegian painters, focusing on local landscapes..



## Where to stay in Henningsvaer

Dormir à Henningsvaer est loin d'être une mauvaise idée car le cadre est chouette. C'est plus tranquille que Svolvaer

### Henningsvaer Rorbuer

From : **140€**  
8.1 on booking



### Villa Bryggekannten

From : **135€**  
8.5 on booking



### Trevarefabrikken

From : **190€**  
9.0 on booking



### Tobiasbrygga

From : **190€**  
8.8 on booking



### Bryggehotell

From : **168€**  
9.3 on booking



### Henningsvaer Guesthouse

From : **113€**  
9.3 on booking



## NUSFJORD

Nusfjord is (again!) a pretty village in the heart of Lofoten. And this one is really rikiki. It was renovated a short while ago, and now looks a lot like a big museum. Each shelter has been transformed into a period scene, with explanations of life, fishing and period tools.

Interestingly, entrance to the village is now subject to a fee (100 NOK). This helps maintain the village and its historic areas.

There's also the mini port, which is really pretty, in the shape of a horseshoe. And with lots of yellow buildings. Frankly, it's a lot of fun!

You can also walk a little further to the lighthouse.

The road to the village is really beautiful!



### *How to get to Nusfjord*

- By **car**, it's very easy. 30 minutes from Leknes, 1h30 from Svolvær and 50 minutes from Reine. There is a parking lot before the village entrance..
- By **bus**, easy, there aren't any.
- With an **agency**, Nusfjord is included in tours to visit the most beautiful places in Lofoten.
  - [Information and booking](#)

## What to see in Nusfjord

As I was saying, the village is very small. You might even say it's more of a historical village than a living one. So here's what you need to see:

- The various buildings that recreate the life of the fishermen
- The port, small but beautiful
- The view from the high machinery
- The red houses before the village entrance
- And you can continue on to the lighthouse a little further on, past the whaling building.



## Where to sleep in Nusfjord

Nusfjord can be an interesting option for sleeping. You're in a crazy setting, with a little end-of-the-world atmosphere. And what's more, the accommodation here is really interesting.

Is it possible to stay in Nusfjord for a whole holiday? Well, we're not very far from everything, so if you want peace and quiet and a quality hotel, I'd say why not!

### [Nusfjord Resort](#)

From : **240€**  
**9.3** on Booking



### [Lofoten Cottages](#)

From : **124€**  
**8.8** on Booking



## HAMNOY AND SAKRISOY

Two tiny villages separated only by a bridge. Ok, a super photogenic bridge from which to take the iconic photo of Hamnoy, but that's what takes you from Hamnoy, the fishing village with red houses, to Sakrisoy, which has yellow houses.

These two villages are super photogenic, because behind their houses and rorbuer, you have beautiful mountains. So they're ideal for great photos, especially if you're watching the Northern Lights (weather permitting, of course, and that's no easy feat!).

### *What to see in Hamnoy*

Of course, **the bridge**. Quite simply, it's THE best-known view of Lofoten.

But don't forget to take a stroll around the Eliassen Rorbuer cottages, which are lovely red houses with great photo opportunities.

Also, go a little further into the little port, which is very nice.



## *What to see in Sakrisøy*

It's even smaller than Hamnøy! There's the famous yellow house facing the mountains, where everyone stops, and rightly so. It's also a good spot for watching the Northern Lights.

You can go to the other side, to the little island with all the yellow houses, where there's usually a nice view from Olenilsøya kystfort.

You can also eat or drink coffee at Anita Seafood, where the salmon is very good.!



## *How to get to Hamnøy and Sakrisøy*

- By **car**, it's ultra simple: the main road is 1 hour from Leknes. You're 10 minutes from Reine.
- By **bus**, take the 742 (4/5 times a day) or the 300 (once a day.)

## Where to stay in Hamnoy and Sakrisoy

Et là c'est chouette. On a pas mal de super logements, des rorbuer un peu partout, et de qualité. Forcément, avec cet emplacement, les vues sont folles.

C'est aussi très pratique pour visiter la partie sud des Lofoten, car on n'est pas loin des plages, de Leknes, de Ramberg... donc oui on peut facilement rayonner à partir d'ici



### ELIASSEN RORBUER

- In Hamnoy
- **8.6/10** on Booking
- From **€180**



DISCOVER



### ROSTAD RORBUER

- In Hamnoy
- **9.4/10** on Booking
- From **€173**



DISCOVER



### SAKRISOY GJESTEGARD

- A superb guesthouse
- **9.2/10** on Booking
- From **€120**



DISCOVER



DISCOVER THE BEST ACCOMMODATIONS  
AROUND HAMNOY & SAKRISOY


## REINE

THE picture-postcard village par excellence.

Why? Because it's got everything you need to love it.:

- Crazy views before you even get to the village
- The incredible view from the bridge
- Photogenic red houses
- And a very good restaurant, yes yes

And the cool thing is that it's beautiful in every season. In summer with its turquoise waters, in autumn with its colors, and in winter with its snow.



### *How to get to Reine*

- It's easy to get there by car: it's the main road. 1h15 from Leknes, 15 from A i Lofoten.
  - There's a free parking lot on the bridge, otherwise it's at Tapperiet and the service station, but you have to pay (and yes, they do control the parking.)
- By bus, take the 742 (or 300) from Leknes or A, otherwise take the 741 from Svolvær to Leknes and then the 742.

## What to see in Reine

It's quite simple, there are great views everywhere! In particular

- Before entering Reine, on the level of the Valen cabins
- The bridge facing the mountains at the entrance to Reine
- The port, with all its little red houses

You can also do the famous **Reinebringen** hike, which offers a magical view of the archipelago. However, don't go there in winter (it's already forbidden), as you can get stuck up there on ice and snow, and every year they have to rescue tourists by helicopter..

I advise you to **dine at Reine Rorbuer**, ultra good, but you'd better make a reservation. The Tapperiet is okay, but I think it's a bit lower quality.e.



## Where to sleep in Reine

Reine is a great place to stay. I've already stayed there for quite a while to visit the south, and frankly, it's a great place to stay. And the setting, popopo!

### Catogården - Boutique

From : **175€**  
**9.1** on booking



### Reine Rorbuer

From : **190€**  
**8.7** on booking



### Anita Living Rooms

From : **190€**  
**8.9** on booking



### Fisherman's Lodge

From : **300€**  
**9.8** on booking




### Lofoten Bed & Breakfast

From : **156€**  
**8.0** on booking



### Valens Cabins

From : **200€**  
**8.3** on booking



## Å i LOFOTEN

Å is the village at the end of the world. Truly. Because this is the end of the road that crosses the Lofoten Islands. And you find yourself in an authentic fishing village, still very much alive, with a host of red houses on stilts.

It's really very pretty, and even though it's become quite touristy, frankly, you can't step on it.

There are a few walks to be had in the area, notably around the lake, if there's no snow (otherwise it's a bit of a hassle), and the viewpoint at the end of the peninsula. But basically, in Å you're there to enjoy the surroundings.

There's also a small fishing museum, but I haven't visited it yet, so I wouldn't know.

On the other hand, there's a bakery that I hear is incredible: Bakeriet på Å



## Where to stay in Å

So yes, we're at the end of the road. But frankly, who wouldn't love to sleep in these surroundings, in these little houses??



### Å RORBUER

- A... Å!
- **8.5/10** on Booking
- From **€155**



DISCOVER



### THE TIDE

- In Sorvagen
- **8.6/10** on Booking
- From **€173**



DISCOVER



### LOFOTEN Å HI HOSTEL

- A nice hostel!
- **8.5/10** on Booking
- From **€50**



DISCOVER

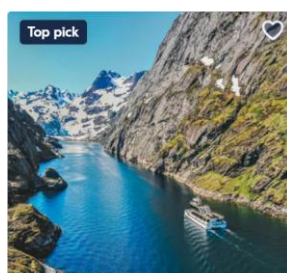


#### Skrova Island : 3hours Guided Kayak Tour

3 hours

★★★★★ 4.9 (32)

From €109.89




#### From Svolvær: Lofoten Islands Silent Trollfjord Cruise

3 hours

★★★★★ 4.7 (1,949)

From €118.87



#### From Svolvær: Lofoten Fishing Boat Cruise

4 hours

★★★★★ 4.7 (213)

From €85.09



#### Lofoten: The Aurora Jæger – Northern Lights Hunt with Local

4.5 hours • Small group • Pickup available

Likely to sell out

★★★★★ 4.8 (77)

From €141.11

---

# SENJA

---

[Full blog post about Senja](#)

## SENJA IN A NUTSHELL

### Most beautiful villages to see

- Husoy, the fishing village
- Gryllefjord, the village feeling the edge of the world
- Fjordgard

### 3 Best viewpoints

- Sifjord, after the tunnel
- Bergsbotn platform
- Tungeneset
- Gryllefjord's bridge

### 3 Best activities

- *Hiking*
- *kayaking*
- *Snowshoeing*

### 3 Favorite restaurants

- *Hamn i Senja*
- *Senja Fjordhotell*
- *Mefjord Brygge*

### 3 Best places to stay

- [Mefjord Brygge](#)
- [Hamn i Senja - Hamn](#)
- [Kaikanten - Gryllefjord](#)

### 3 Favorite cafes

- *Ahem... :D you can take coffee in the mini markets*
- *Or in the hotels (Hamn, Mefjord brygge, Senja Fjordhotell...)*

### Car Rental Comparators

- [Discover Cars](#)
- [Rental Cars](#)

### Best Time to Come

- For northern lights : from early september to end of march
- For hiking : june to early october
- Summer is not fully crowded so it's interesting

### How long to Stay to enjoy the best of Senja

- 2 full days is a good start : one day in the fjords, one in the western part
- 3/ days allow you to hike, to take your time, to feel this island
- [Discover Senja in this article](#)

## MUST-SEE PLACES


Discovering Senja is easy as there are only 3/4 roads. So take the time to discover them, to go to the western part where there is absolutely no one

- The **villages**, which are especially valuable for their location
  - Gryllefjord
    - Walk to the bottom of the fjord and outside winter climb above the tunnel
    - The road to Torsken
  - Mefjordvaer
  - Fjordgard
  - Husoy



*The view from the Gryllefjord Bridge*

- The paradisiacal waters of **Hamn** and Senja
- The view from the **Bergsbotn platform**
- **Bovaer** and its beach
- Tungeneset's **Perspective** on Devil's Teeth
- **Ersford**
- **Sifjord**, The most beautiful view of the island
- The road to **Flakstadvag**
- The road to **Rodsand**
- Anderdalen **Park**



*The view of Sifjord*

## ACTIVITIES

Senja is a **very undeveloped island** and that's what makes it so charming. There is no agency, or almost none ([Senja Wild](#) in Skaland), the hotels offer activities such as boating, snowshoeing...

























- See the **Northern Lights**
  - Senja is a great place to see the Northern Lights because there is no light pollution
  - [General article about the Northern Lights](#)
  - There is no agency, hotels (Hamn, Mefjord brygge...) generally offer northern lights tours .
  - [Senja Wild](#) offers activities under the aurora (snowshoeing, kayaking, etc.)
- Dog **sledding**
  - At [Senja Husky Adventure](#), Vangsvik
- See the **reindeer**
  - There is no reindeer farm in Senja. On the other hand, they can be seen quite easily in the centre and in the Anderdalen park, in the south towards Tranoy
- **Snowshoeing**
  - All the hotels on the island offer snowshoe rental (sometimes on loan). Some offer outings (Hamn, Mefjordbrygge)
- See **whales** and take a **boat trip**
  - There is no specific service provider. Hamn i Senja and Mefjordbrygge have boats and offer these trips when it's in season. I did it in Hamn, it's great! But there is (almost) no specific whale watching tour
- **Kayak** rental and lessons
  - At [Senja Wild](#) in Skaland you can rent, take lessons, have your wetcard, take a kayak tour of several hours...



## WHERE TO STAY

Well, in Senja there is not a lot of choice, but they are quality choices! And tranquility. Let's see it all:

- Hotels :
  - [Hamn i Senja](#), a bit expensive but the setting is heavenly (its own peninsula)
  - [Mefjordbrygge](#), very good value for money, great team
  - [Skagi](#), offer a lot of activities, not of the standard of the others
  - [Senja Fjordhotell](#), very good accommodation in the southwest of the island, quiet, a little far from the northern fjords
  - [Aurora Borealis Observatory](#), We are in very high-end services (and prices)
  
- Houses and cabins
  - [Waterfront lodge](#) in Stonglandseidet
  - [Fjordbotn Camping](#) and its cottages
  - [A large recent apartment](#) in Stonglandseidet
  - [A house](#) in Skaland
  - [A small house](#) in Botnhamn
  - [Kaikanten](#), chalets in the idyllic setting of Gryllefjord, on the edge of the fjord

<p><b><u>Hamn i Senja</u></b> <i>Hamn</i></p> <p>From :<b>110€</b> <b>8.3</b> on Booking.com</p>  <p> <b>DISCOVER</b></p>	<p><b><u>Mefjord Brygge</u></b> <i>Mefjordvaer</i></p> <p>From :<b>100€</b> <b>8.7</b> on Booking.com</p>  <p> <b>DISCOVER</b></p>	<p><b><u>Senja Fjordhotell</u></b> <i>Stonglandseidet</i></p> <p>From :<b>75€</b> <b>8.7</b> on Booking.com</p>  <p> <b>DISCOVER</b></p>
<p><b><u>Aurora Observatory</u></b> <i>Silsand</i></p> <p>From :<b>216€</b> <b>8.3</b> on Booking.com</p>  <p> <b>DISCOVER</b></p>	<p><b><u>Kaikanten Gryllefjord</u></b> <i>Gryllefjord</i></p> <p>From :<b>150€</b> <b>8.7</b> on Booking.com</p>  <p> <b>DISCOVER</b></p>	<p><b><u>Norwegian Wild</u></b> <i>Vangsvik</i></p> <p>From :<b>77€</b> <b>8.2</b> on Booking.com</p>  <p> <b>DISCOVER</b></p>
<p><b><u>Skoghus</u></b> <i>Silsand</i></p> <p>From :<b>64€</b> <b>8.5</b> on Booking.com</p>  <p> <b>DISCOVER</b></p>	<p><b><u>House in Skaland</u></b> <i>Skaland</i></p> <p>From :<b>120€</b> <b>8.7</b> on Booking.com</p>  <p> <b>DISCOVER</b></p>	<p><b><u>House in Mefjordvaer</u></b> <i>Mefjordvaer</i></p> <p>From :<b>160€</b> <b>9.4</b> on Booking.com</p>  <p> <b>DISCOVER</b></p>
<p><b><u>Apartment in Fjordgard</u></b> <i>Fjordgard</i></p> <p>From :<b>136€</b> <b>8.4</b> on Booking.com</p>  <p> <b>DISCOVER</b></p>	<p><b><u>Camp Fjordbotn</u></b> <i>Galslatta</i></p> <p>From :<b>149€</b> <b>8.2</b> on Booking.com</p>  <p> <b>DISCOVER</b></p>	<p><b><u>Destination Senja</u></b> <i>Vangsvik</i></p> <p>From :<b>164€</b> <b>8.6</b> on Booking.com</p>  <p> <b>DISCOVER</b></p>

*Vincent Voyage* – Nordic countries and Northern Lights travel blog!

To support the blog and free content : <https://buymeacoffee.com/vincentvoyage>  
[contact@vincent.voyage](mailto:contact@vincent.voyage)

## WHERE TO EAT

- The restaurant in Hamn i Senja, very good but you absolutely have to book
- The restaurant in Mefjordbrygge, very good
- Skagi restaurant, I don't know yet
- A grill in Gryllefjord open until 9pm (a luxury here!). Fat but helps
- The restaurant at the Senja Fjordhotell, tested this autumn and really good. Reservations are required so that they can plan (photo below)
- Really nothing crazy in Finnsnes. But Asian restaurant, Burger King, cafeteria...



## MAP OF SENJA

I created a Google maps with all the information listed here, the essential information for his stay, so that I had everything in one place.

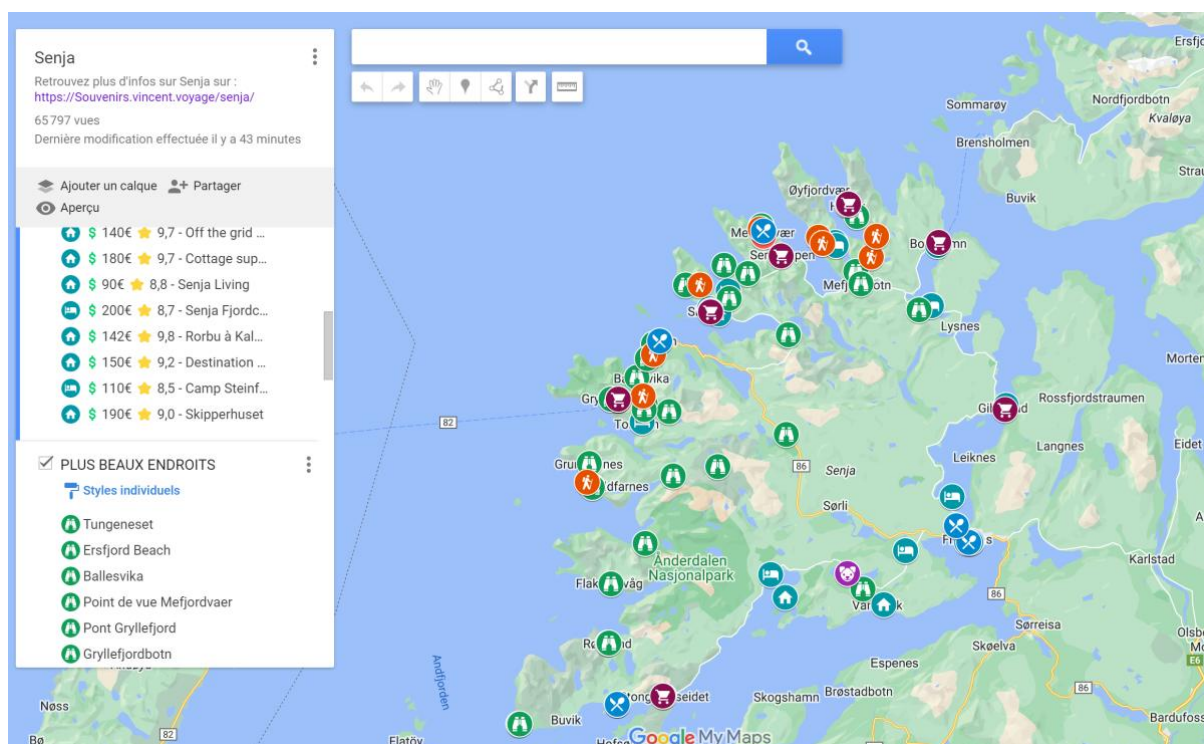
You will find:

- Accommodations with photo, price and rating
- The most beautiful photo spots
- Hikes
- Restaurants and cafes
- The mini-markets (supermarkets are in Silsand and Finnsnes)
- Les activités comme chien de traineau et kayak

Once you're on the map, it's a layer system. First of all, you can click on an element to get the details. Then you can toggle the layers on the left. Super convenient!

[You can access the map by clicking here](#)

And in the following blog post, I tell you [everything about this map](#)



[Vincent Voyage](#) – Nordic countries and Northern Lights travel blog!

To support the blog and free content : <https://buymeacoffee.com/vincentvoyage>

[contact@vincent.voyage](mailto:contact@vincent.voyage)

## HOW TO GET THERE AND GET AROUND

- I tell you everything in this blog post about [getting to Senja](#)
- Nearest train **station** (well, the closest one): Narvik (from Stockholm) or Bodo (Norwegian network)
- **Nearest airport** :
  - Tromsø, located 3 hours by car
  - Bardufoss, 1 hour south
    - It is absolutely necessary to COMPARE, to vary from one day to the next. Example of comparator: [Kayak](#). Reliable.
- Very few possibilities by **bus**. All the villages are connected but there are few buses per day.
 

**Planner** :

  - <https://entur.no/>
- Tromsø ferry: Brensholmen to Botnhamn:
  - [Everything you need to know about this ferry](#)
  - Operates year-round
  - [Timetables](#)
  - [Prices](#) aprox: 10€ per person, 27€ per car
- Ferry Andenes – Gryllefjord
  - Between May and September
  - [Timetables](#)
  - [Fares](#)
- **Car Rental** :
  - Due to the low frequency of buses, the car remains almost essential to visit Senja. It's possible without, but complicated or you just have to be patient
  - There are car rentals in
    - Finnsnes
    - Bardufoss
    - Tromsø

It is absolutely necessary to COMPARE prices and reviews. I use [Discover Cars](#), reliable and without unpleasant surprises.

---

## 2 WEEK ITINERARY

# TROMSO – SENJA - LOFOTEN

---

## 2 weeks between Tromsø, Senja and the Lofoten Islands

The idea is to discover these 3 superb places by taking a little time, without driving too much because if you want to visit in winter, the days are short. So even fewer opportunities to admire the landscapes, which are wonderful.

This itinerary is obviously adaptable, you can add a day in Senja without any problem and for example remove the last day in Tromsø. In short, it's up to you! It's a good basis to get an idea 😊

### TROMSO

#### DAY 1 –

- Arrival in **Tromsø**, pick up the car. Compare on [Kayak](#) and [DiscoverCars](#) to find the right car at the right price.
- **4 nights in Tromsø**, at the [Radisson Blu](#) to be good, otherwise [the Ami Hotel](#) for less. More recommendations [on Booking](#)

#### DAY 2 –

- Discovery of **Kvaløya** by the road to **Tromvik**. Go through **Ersfjord** (and its nice little café), **Grotfjord**, Tromvik and the road to Rekvik
- **Evening**: recommendation to go through an agency to see the Northern Lights to get as much information as possible and learn how to hunt them. [Agency recommendations here](#). I suggest a bunch of them a little higher up in the section on Tromsø 😊 But I recommend [Northern Horizon](#).

#### DAY 3 –

- Discovery of the **Lyngen Alps** :
  - By **car**: via the [Breivikeidet ferry](#) (if you are quite early in advance, go to **Nakkevatnet** a little south of Breivikeidet), then go north, then return to Lyngseidet, go back down to the mountain of **Signaldalen**. If there is still time, go through Laksvatn and **Lakselvbukt**
  - By **snowmobile**, with pick-up in Tromsø, at [Camp Troll](#) in particular snowmobiling in the Lyngen Alps (attention, driver's license required). You have all the recommendations in the section about activities in Tromsø.

#### DAY 4 –

- **Dog sledding** excursion
  - Find all the recommendations [in this article](#)
  - To have a nice setting in front of the **Lyngen Alps**, you can go to [Breivikeidet](#)
  - If you have children under the age of 7, then look at [Norwegian Travel](#)
- End of the day at the **Fjellheisen** cable car weather permitting, and why not trying to see the northern lights from there

#### DAY 5 –

- Discovery of **Kvaløya**, with the road that goes to **Sommarøy** and passage through various fjords
- Overnight at [Sommarøy Arctic Hotel](#) to sleep close to the [ferry that goes from Brensholmen to Senja](#) the next morning

## SENJA

#### DAY 6 –

- Take the **early ferry** from Brensholmen (just south of Sommarøy) to **Senja Island**
- When you arrive in Senja, take the road to **Husøy**
- Then the village of **Fjordgard**, continue into the fjords to **Tungeneset** (be careful, it's slippery) and the **Bergsbotn platform**
- Overnight in [Hamn i Senja](#) or [Skaland](#)

#### DAY 7 –

- Drive to **Gryllefjord** and Torsken
- Then head to **Sifjord** with its crazy view, continue to Flakstadvag
- Sleep south of Senja to save time for the next day. For example at [Furoy FishingCamp](#) and its superb location

## LOFOTEN ISLANDS

#### DAY 8 –

- **Departure** for Lofoten. Leave early to make a stop at the [Polar Park](#) and see the Arctic animals. Pay attention to the schedules !
- Late arrival in **Svolvær** because the road is long
- **Overnight** in Svolvær, e.g. in [Anker Brygge](#) or [Svinoya Rorbuer](#). For a low price, check out the [FastHotel](#)

## DAY 9 –

- Morning tour of **Henningsvaer via Rørvikstranda mini beach**
- Go to the [Lofotr Museum](#), reconstruction of a Viking village (pay attention to the opening hours !)
- Go to **Unstad beach** where there are several surfers who don't feel cold, and have a wonderful **kannelbolle** at Unstad Arctic Surf
- Sleep in **Ballstad**, for example at [the Solsiden Brygge Rorbuer](#) or the [Hattvika](#) to treat yourself

## DAY 10 -

- Visit to the **beaches** of Haukland, Vik and Uttakleiv
- See the pretty village of **Nusfjord**
- Overnight in Ramberg, for example at [Ramberg Gjestegard](#) which overlooks the beach, or in Nusfjord so as not to leave the village and spend the evening there. And enjoy the [Nusfjord Arctic Resort](#)

## DAY 11 –

- Passage to Ramberg beach, its views of the mountains and its famous little hut
- Passage to **Flakstad**, also a place for surfers
- Go to **Fredvang**, see the famous bridges, then continue southwest towards Selfjord. If there is no snow you can go to **Kvalvika**
- **2 nights in Hamnoy**, at the [Eliassen Rorbuer](#) for example, view of the mountains

## DAY 12 –

- Discovery of the pretty villages of **Hamnoy**, **Sakrisoy** and **Reine** (you have to go to the port, not just the bridge)
- You still stay in [Hamnoy](#)

## DAY 13 –

- Discovery of the village at the end of the world: **A i Lofoten**
- **Return to Tromso** (easily 8 hours drive)
- 2 nights in Tromso, for example at the [Scandic Ishavshotel](#) (beware of the prices in very high season), otherwise why not sleep outside Tromso, at the [Malangen Resort](#) to enjoy nature

## DAY 14 –

- If it's not the day of departure, then visit the **Polarmuseet**, the pretty city center
- Grab a hotdog at **Raketten Bar & Pølse**
- Buy **souvenirs** at the Tromsø Gift & Souvenir Shop (yellow façade)
- Last day, sniff.

---

# B E R G E N

---

[Full article about Bergen](#)

## BERGEN IN A NUTSHELL

### Best places to see in the city

- Bryggen historic docks
- Floyen cable car
- Nordnes Peninsula

### 3 Best places to see around Bergen

- Naeroyfjord
- Flam and its train
- Bordung Stavkirke

### 3 Best activities

- [A guided tour in Bergen](#)
- [A day cruise in the fjords](#)
- [Naeroyfjord + Flam train in a day](#)

### 3 Favorite restaurants

- *The fish Market*
- *Pingvinen*
- *Bryggeloftet*

### 3 Best places to stay

- [Radisson Blu](#)
- [Hanseatiske Hotel](#)
- [Bergen Bors Hotel](#)

### 3 Favorite cafes

- *Le café Pomme*
- *Løvetann Café & Bistro*
- *Fjåk chocolate shop*

### Car Rental Comparators

- [Discover Cars](#)
- [Rental Cars](#)

### Best Time to Come

- For the city and surroundings : april to october is great
- July and august are crowded with a lot of cruises
- From june to september, all the roads in the fjord area are open
- A mix Bergen + Oslo can be done all year long

### How long to Stay to enjoy the city

- Bergen city center requires a minimum of 2 days
- With 5 days you can enjoy the city + the surroundings like Flam, Naeroyfjord, Aurlandsfjord, Borgund.
- With 2 days more, cross the Sognefjord and go to Fjaerland

## PLACES TO SEE IN THE CITY

Bergen is probably the most beautiful city in Norway for its architecture and wooden houses.

- The **Bryggen** docks, of course
  - And the Hanseatic Museum



Bryggen can also be seen very well from the other side of the platform



- **Floyen**
  - Funicular tickets are taken at the entrance
  - [You can buy tickets in advance here](#)



- **Fantoft Stave Church**




- The port and the **fish** market
- **Bergenhus** Fortress
  - The Rosenkrantz Tower
  - King Hakon's Hall
- **Wooden** districts
  - Vagsbunnen
  - Nedre Fjellsmauet
  - The Nordnes Peninsula
  - Nostet
- Ulriken Mountain
- **Guided tour**
  - [With a local guide](#)



## PLACES TO SEE IN THE AREA

So I'll tell you about it especially in the fjord region section. But in one day from Bergen you can do:

- A cruise on the Osterfjord and Mostraumen ([info & booking](#))
- The village of Alversund, accessible by boat
  
- Flam and his little train
  - [Discover how to get from Bergen to Flam](#)
  
- Naeroyfjord
  - [Discover all the day cruises in the fjords from Bergen](#)
  
- Stave churches
  - Undredal
  - Borgund
  - Hopperstad
  
- Odda
  
- Hardangerfjord



*Flam and his little train*

## ACTIVITIES AROUND BERGEN

- **Norway in a Nutshell:** the classic fjord tour (Naeroyfjord, Flam, Aurlandsfjord) in one day from Bergen, with boat and train
  - [By Fjordrive](#)
  
- **Naeroyfjord** cruise + **Flam** train from Bergen
  - [Info & booking](#)
  
- **Naeroyfjord** cruise + **Stegastein** viewpoint from Bergen
  - [Info & booking](#)

*[Vincent Voyage](#) – Nordic countries and Northern Lights travel blog!*

To *support the blog* and free content : <https://buymeacoffee.com/vincentvoyage>  
[contact@vincent.voyage](mailto:contact@vincent.voyage)

## ALL CRUISES AROUND BERGEN AND THE FJORDS

Full article on [all day cruises in the fjords around Bergen](#)

- **Bergen - Flam :**
  - from the beginning of May to the end of September
  - 5h30 the outward journey
  - Passes through the Sognefjord, the Aurlandsfjord and then arrives in Flam
  - Around 120€
  - [Info & booking](#)
  
- **Naeroyfjord**
  - From Gudvangen to Flam or the other way
  - Two fjords : Naeroyfjord and Aurlandsfjord
  - The journey takes 2 hours
  - Price from 625 NOK
  - Bus to book back to the starting point
  - [Info & booking](#)
  
- If you want to leave from Bergen and **go through a tour or an agency**, then you have several possibilities to discover the Naeroyfjord for the day :
  - **Naeroyfjord** cruise + **Flam** train from Bergen
    - [Info & booking](#)
  
  - **Naeroyfjord** cruise + **Stegastein** viewpoint from Bergen
    - [Info & booking](#)



### Norwegian Fjords: Flåm Train + Nærøy Boat Ride

**8.90 / 10** 131 reviews | 1,221 travellers

On this **tour** from Bergen, ride the iconic Flåm train and embark on a cruise through the Nærøyfjord. Brace yourself for landscapes straight out of a fairy tale

⌚ 10 hours 30 minutes
 💬 English

283,70 €


See availability

- **Ferry Kaupanger - Gudvangen**
  - One of the most beautiful ferry rides in the country
  - Trois fjords : Sognefjord, Nærøyfjord et Aurlandsfjord
  - The journey takes 2 hours and 20 minutes
  - The price is from 2200 NOK for 1 car and 5 people
  - [Info & booking](#)

[Vincent Voyage](#) – Nordic countries and Northern Lights travel blog!



















To **support the blog** and free content : <https://buymeacoffee.com/vincentvoyage>  
[contact@vincent.voyage](mailto:contact@vincent.voyage)

- **Bergen – Osterfjord and Mostraumen Cruise**
  - Starting point: Bergen
  - The Osterfjord and the Mostraumen Strait
  - The journey takes 4 hours
  - The price is around 70€
  - **[Info & booking](#)**



- **Bergen – Fjaerland**
  - Fjaerland is one of the most beautiful places in the country
  - ferry from Bergen to Balestrand on the beautiful Sognefjord and then a small sightseeing boat from Balestrand to Fjaerland
  - Visit to the Norwegian Glacier Museum
  - Bøyabreen Glacier Tour
  - Travel time of 13 hours
  - Price around 235€
  - **[Info & booking](#)**

## ALL ACTIVITIES IN BERGEN

<p><b><u>GUIDED TOUR – FROM PAST TO PRESENT</u></b></p> <p>By <i>I Love Bergen</i>  <b>4.9/5</b> on Getyourguide            Price : <b>23€</b>            Length: <b>2h</b></p>  <p> <b>DISCOVER</b></p>	<p><b><u>GUIDED TOUR WITH A LOCAL</u></b></p> <p>By <i>Martin Piehler</i>  <b>4.9/5</b> on Getyourguide            Price : <b>23€</b>            Length: <b>2h</b></p>  <p> <b>DISCOVER</b></p>	<p><b><u>GUIDED TOUR OF BERGEN</u></b></p> <p>Par <i>The Bergen Experience</i>  <b>9.3/10</b> on Civitatis            Price : <b>37€</b>            Length: <b>2h</b></p>  <p> <b>DISCOVER</b></p>
<p><b><u>TICKET FOR FLOYEN FUNICULAR</u></b></p> <p>Book your ticket in advance            The most beautiful view            Price : <b>11€</b> round trip</p>  <p> <b>DISCOVER</b></p>	<p><b><u>TICKETS FOR ULRIKEN CABLE CAR</u></b></p> <p>Bergen's most beautiful mountain            Departure of great hikes            Price : <b>33€</b></p>  <p> <b>DISCOVER</b></p>	<p><b><u>BERGEN SIGHTS CRUISE</u></b></p> <p>Discover Bergen in a different way  <b>4.3/5</b> on Getyourguide            Price : <b>20€</b></p>  <p> <b>DISCOVER</b></p>
<p><b><u>FERRY FLAM - BERGEN</u></b></p> <p>Incredible landscapes            Length: 5h one-way            Price : <b>120€</b></p>  <p> <b>DISCOVER</b></p>	<p><b><u>CRUISE FJAERLAND AND GLACIER</u></b></p> <p>A superb and little-known corner            A full day cruise            Price : <b>260€</b></p>  <p> <b>DISCOVER</b></p>	<p><b><u>CRUISE OSTERFJORD MOSTRAUMEN</u></b></p> <p>The classic outing from Bergen            Length: 3h30            Price : <b>70€</b></p>  <p> <b>DISCOVER</b></p>

*Vincent Voyage* – Nordic countries and Northern Lights travel blog!

To support the blog and free content : <https://buymeacoffee.com/vincentvoyage>  
[contact@vincent.voyage](mailto:contact@vincent.voyage)

### CRUISE NAEROYFJORD AND STEGASTEIN

The Naeroyfjord and magical panoramic views  
Departure from Bergen  
Price : **220€**



DISCOVER

### CRUISE NAEROYFJORD + FLAM TRAIN

Mythical train + magic cruise: the perfect day  
Departure from Bergen  
Price : **320€**



DISCOVER

### CRUISE NAEROYFJORD WITHOUT TRANSFER

Departure Gudvangen or Flam  
The most beautiful fjord  
Price : **50€**  
Length: **2h**



DISCOVER

### HANSEATIC MUSEUM

The History of Bergen is here  
No need to book  
Price : **15€**



DISCOVER

### DOCKS OF BRYGGEN

Bergen's Historic District  
Go early in the morning  
Price : free !



DISCOVER

### KAYAKING IN BERGEN

Discover Bergen in a different way  
4.3/5 on Getyourguide  
Price : **33€**



DISCOVER

### TRANSFER AIRPORT-CITY

Convenient so you don't have to take public transport  
Ideal for families  
Price : **90€**



DISCOVER

### BERGEN BY SEGWAY

A different way to discover the city  
Length: **2h**  
Price : **60€**



























DISCOVER

## WHERE TO STAY

- Youth Hostel
  - [City Hostel](#)
  - [Hostel Montana](#)
  
- Economy
  - → [Citybox Bergen City](#) (excellent value for money)
  - [Citybox Danmarks plass](#)
  
- From 100€ to 150€
  - [Scandic Neptune](#)
  - [Scandic Torget](#)
  - → [Det Hanseatiske Hotel](#) (love at first sight! in the docks next to Bryggen)
  
- More luxurious
  - → [Bergen Børs Hotel](#) (magnificent)
  - [Thon Hotel Rosenkrantz Bergen](#)
  - [Radisson Blu](#)

See more details next page

You can view all accommodations [on Booking](#)

<p><b><u>Hanseatiske Hotel</u></b></p> <p>From :<b>100€</b> <b>8.2</b> on Booking.com</p>  <p> <b>DISCOVER</b></p>	<p><b><u>Radisson Blu</u></b></p> <p>From :<b>116€</b> <b>8.3</b> on Booking.com</p>  <p> <b>DISCOVER</b></p>	<p><b><u>Klosterhagen hotel</u></b></p> <p>From :<b>95€</b> <b>8.6</b> on Booking.com</p>  <p> <b>DISCOVER</b></p>
<p><b><u>Hotel Charmante</u></b></p> <p>From :<b>250€</b> <b>9.5</b> on Booking.com</p>  <p> <b>DISCOVER</b></p>	<p><b><u>Bergen Bors Hotel</u></b></p> <p>From :<b>197€</b> <b>8.4</b> on Booking.com</p>  <p> <b>DISCOVER</b></p>	<p><b><u>Clarion Hotel Bergen</u></b></p> <p>From :<b>132€</b> <b>8.4</b> on Booking.com</p>  <p> <b>DISCOVER</b></p>
<p><b><u>Dinbnb Apartment</u></b></p> <p>From :<b>216€</b> <b>9.0</b> on Booking.com</p>  <p> <b>DISCOVER</b></p>	<p><b><u>Kong Oscars Apartment</u></b></p> <p>From :<b>90€</b> <b>8.7</b> on Booking.com</p>  <p> <b>DISCOVER</b></p>	<p><b><u>NG Apartment</u></b></p> <p>From :<b>82€</b> <b>8.7</b> on Booking.com</p>  <p> <b>DISCOVER</b></p>
<p><b><u>City Hostel Bergen</u></b></p> <p>From :<b>67€</b> <b>8.2</b> on Booking.com</p>  <p> <b>DISCOVER</b></p>	<p><b><u>Bergen Hostel Montana</u></b></p> <p>From :<b>63€</b> <b>8.4</b> on Booking.com</p>  <p> <b>DISCOVER</b></p>	<p><b><u>Fabryka</u></b></p> <p>From :<b>53€</b> <b>7.6</b> on Booking.com</p>  <p> <b>DISCOVER</b></p>

*Vincent Voyage* – Nordic countries and Northern Lights travel blog!

To support the blog and free content : <https://buymeacoffee.com/vincentvoyage>  
[contact@vincent.voyage](mailto:contact@vincent.voyage)

## WHERE TO EAT

We eat really well in Bergen (well ok, it's not cheap), here are some examples :

- Pingvinen – Norwegian, but not too expensive
- The market on the port, I remember that it is expensive, but good fish/seafood dishes
- Bryggeloftet - Norwegian
- Spisekroken - Norwegian
- Savanna - African
- Marg & Bein - Norwegian
- Fjellskål – Seafood
- Enhjørningen Fiskerestaurant – Seafood

## HOW TO GET THERE AND GET AROUND

- Nearest train **station** : Bergen (logical), in the city centre
  - Bergen is perfectly connected to the grid. The Oslo-Bergen route is one of the most beautiful in the world. You can also stop in Myrdal to go to Flam
  - For journeys and tickets, it's on [Vy.no](http://Vy.no)
  
- **Nearest airport** :
  - Bergen, 15km south
    - 45min by tram to go to the city center (the most convenient and cheapest)
  - Compare flights and airlines, it varies enormously from one day to the next. I use [Kayak](http://Kayak.com), very reliable in my opinion.
  - [AIR FRANCE](http://AIRFRANCE.com) has direct flights like many other companies
  - [Expedia](http://Expedia.com) can help you to find the perfect flight for Bergen
  
- Possibilities by bus, in the city or in the surrounding area. **Planner** :
  - <https://entur.no/>
  - In the city, transport is free if you have the [Bergen Card](http://BergenCard.com)
  - In the city, you can mostly get around on foot, the city center is small
  
- Starting point for many cruises
  - The famous [Hurtigruten](http://Hurtigruten.com) :
    - The famous cruise to Kirkenes
    - Journeys from port to port
  
- **Car rental** :
  - For Bergen itself, it is not necessary to have a car. In addition, it's difficult to park. On the other hand, as soon as you have to visit the surroundings, a car is useful
  - There are car rentals in
    - Bergen Airport
    - City centre (Hertz)

It is absolutely necessary to COMPARE prices and reviews. I use [Discover Cars](http://DiscoverCars.com), reliable and without unpleasant surprises.



**RENT YOUR CAR IN NORWAY**  
with *Discover Cars*

- Car rental comparator
- From 25\$
- Unlimited mileage
- Provided with Autopass toll tag

[Find out more](#)

[Vincent Voyage](http://VincentVoyage.com) – Nordic countries and Northern Lights travel blog!

To support the blog and free content : <https://buymeacoffee.com/vincentvoyage>  
[contact@vincent.voyage](mailto:contact@vincent.voyage)

---

# NORWEGIAN FJORDS FROM LYSEFJORD TO ALESUND

---

[Full blogpost here](#)

## MAP OF THE FJORDS OF NORWAY

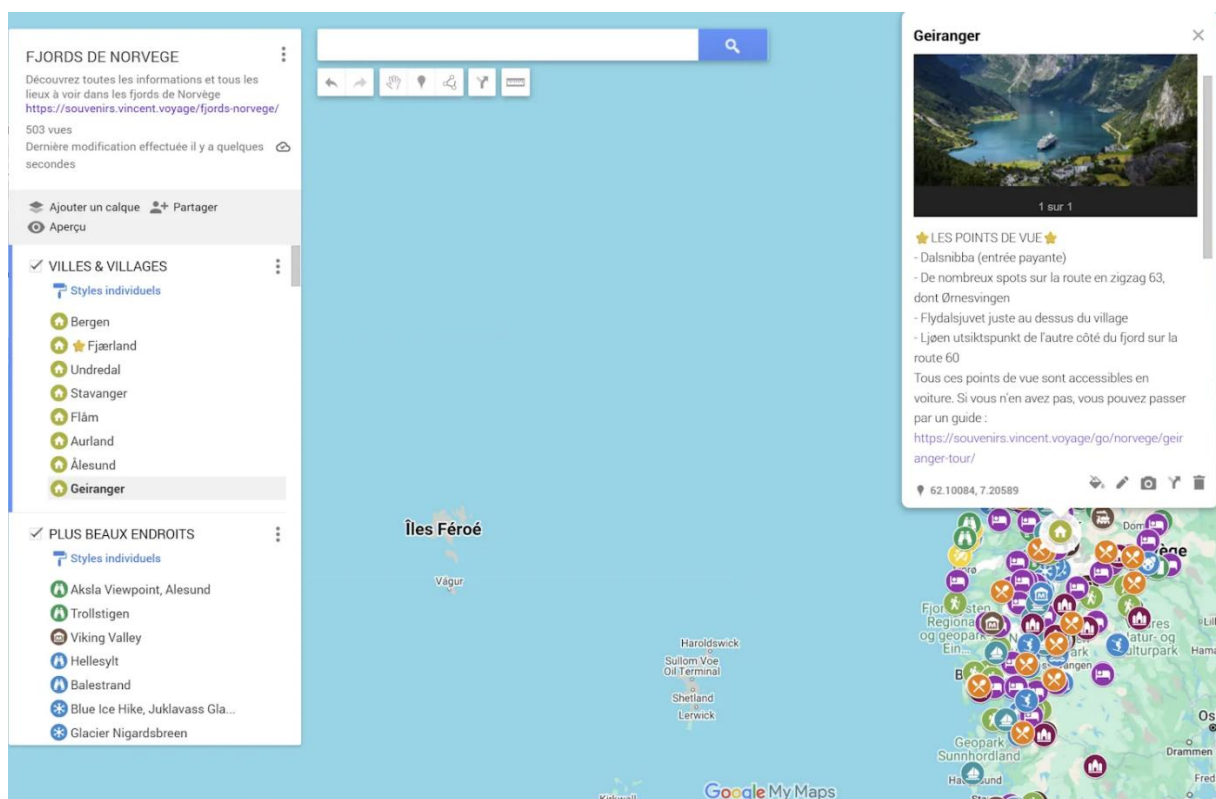
Here's everything you need to organise your stay in the Norwegian Fjords in one place.

This interactive map, created using Google Maps, gives you access to :

- All the most beautiful places and panoramas
- Scenic routes
- Activities
- Cruises in the fjords
- The best and most comfortable accommodation
- Dozens of walks
- Waterfalls
- And restaurants and cafés

It's a system of layers, and in the next article I'll explain to you [how to manipulate the map](#)

★ [Click here to access the map !](#) ★



[Vincent Voyage](#) – Nordic countries and Northern Lights travel blog!

To support the blog and free content : <https://buymeacoffee.com/vincentvoyage>  
[contact@vincent.voyage](mailto:contact@vincent.voyage)

## PLACES TO SEE IN THE FJORDS REGION

You should know that the fjord region is very large. From the south-west (Stavanger) to Alesund roughly.

- **Stavanger** and its surroundings
  - Lysefjord
  - Trolltunga
  - Prekeistolen
  - Odda
- **Bergen**
  - See previous section
- **Naeroyfjord** (Boat to Flam)
- **Flam** and its train
- **Fjaerland**
  - Ideal for relaxing in an idyllic setting
- **Stave churches** (viking)
  - Roldal
  - Hopperstad
  - Undredal
  - **Borgund**
  - Kaupanger
  - **Urnes**
  - Lom





- **Glaciers**
  - Nigardsbrenn
  - Kjenndalsbreen
  - Briksdalsbreen
- **Geiranger**
  - The fjord cruise from Hellesylt (the trip from Valldal has been cancelled)
  - Dalsnibba's point of view
  - The road Ørnevegen
- **Alesund**
  - Runde Island to see puffins
  - The very art nouveau city center
  - The Atlantic Route
- **Trollstigen**



- **Dovrefjell National Park**
  - Pour surtout voir les bœufs musqués
- **Stryn**
  - and Lovatnet in particular right next door, views and crazy roads
- **Sognefjell Road**
  - Perhaps the most beautiful road in Norway
- **Snoveggen Road**

## ACTIVITIES IN THE FJORDS REGION

- **Geiranger**
  - [Ferry Geiranger – Hellesylt](#)
  - [Cruise Alesund – Geiranger – Alesund \(9 hours\)](#)
  - [Discover Geiranger and its surroundings](#)
- **Alesund**
  - [The Trollstigen route from Ålesund](#)
  - See puffins on Runde (no guide needed)
    - May to September
- The Flam train
  - [Information and booking with NorwaysBest](#)
  - [Flam from Bergen](#) (with Naeroyfjord and Stegastein)
  - [Flam Gudvangen Cruise](#)
- Glacier **Nigardsbreen**
  - [A walk on the glacier with the guides of Jostedalens Breførarlag](#)



*Geirangerfjord*



## GEIRANGER

So yes, it's probably the most touristic fjord in Norway and cruise ships come here. But there's a reason: it's really, really beautiful! So don't hesitate and go there!

All around the fjord, there are superb viewpoints, great walks and even water sports..

### *The different viewpoints of Geiranger*

- **Ljøen utsiktspunkt**, a viewpoint on the Hellesylt side of the Geirangerfjord from which you can see the full depth of the river
- **Ørnesvingen** on the famous Route 63, which zigzags down into the fjord. This is the best-known platform, but there are others around other bends that also offer superb views
- **Flydalsjuvet**, a breathtaking view above the village of Geiranger overlooking the entire fjord
- **Dalsnibba**, a magnificent view, further away, giving a superb view of the whole valley with the fjord in the background! Please note that admission is not free (but it's worth it!).
- **Skageflå**, accessible via a 4-hour return hike, superb views!



### *Visiting Geiranger and the surrounding area without a car*

If you want to discover Geiranger, its fjord and its viewpoints, and you don't have a car, there are several options :


- You can explore the area by **minibus** with a guide
  - [Information and booking](#)
- You can take a cruise on the Geirangerfjord **from Alesund**
  - [Information and booking](#)
- More economical, if you are in Geiranger you can take the **tourist bus** which shows the main places.
  - [Information and booking](#)

[Vincent Voyage](#) – Nordic countries and Northern Lights travel blog!

To **support the blog** and free content : <https://buymeacoffee.com/vincentvoyage>  
[contact@vincent.voyage](mailto:contact@vincent.voyage)


## Activities and cruises

- Discover Geirangerfjord on a tourist boat cruise
  - [Information and booking](#)
- Go inflatable boating in the Geiranger fjord
  - [Information and booking](#)
- Kayak in the fjord
  - [Information and booking](#)
- You can take a cruise from Hellesylt
  - [Information and booking](#)



**Geiranger: Fjord and Waterfalls Sightseeing Boat Trip**  
1 - 1.5 hours

★★★★★ 4.4 (116)  
From €53 per person




**RIB Geiranger - Fjordsafari**  
1 hour

★★★★★ 4.8 (67)  
From €77 per person



**Geiranger: Kayak tour with guide**  
2.5 hours • Small group

★★★★★ 4.9 (8)  
From €107 per person




**From Geiranger: Geiranger Fjord Tour with Stop in Hellesylt**  
4 hours

★★★★★ 4.4 (140)  
From €56 per person



**Hellesylt: Guided Geirangerfjord Boat Tour**  
75 minutes

★★★★★ 4.7 (122)  
From €73 per person



**From Ålesund: Round Trip Fjord Cruise to Geirangerfjord**  
8 - 9 hours • Optional audio guide

★★★★★ 4.7 (235)  
From €181 per person



**Hellesylt: Beginner-Friendly Fjord Kayaking Experience**  
2 hours

★★★★★ 5 (31)  
From €104 per person



**Geiranger: Dalsnibba, Flydalsjuvet, Eagle Bend & Fjords Tour**  
3.5 hours

★★★★★ 4.5 (1,655)  
From €95 per person



















*[Vincent Voyage](#) – Nordic countries and Northern Lights travel blog!*

To support the blog and free content : <https://buymeacoffee.com/vincentvoyage>  
[contact@vincent.voyage](mailto:contact@vincent.voyage)

## Where to stay in Geiranger

The best thing about Geiranger is that with a setting like this, you're bound to have a fantastic view of the fjord. And the accommodation available really doesn't disappoint! Here are a few recommendations. Bear in mind that it's best to book in advance during the high season, and prices can double in July and August, yikes!

I'm going to introduce you to some great hotels, hotels, campsites - something for everyone!

<p><b><u>Hotel Utsikten</u></b></p> <p>From :<b>155€</b> <b>8.4</b> on Booking</p>  <p> <b>DISCOVER</b></p>	<p><b><u>Grande Fjord Hotel</u></b></p> <p>From :<b>140€</b> <b>9.3</b> on Booking</p>  <p> <b>DISCOVER</b></p>	<p><b><u>Hotel Union Geiranger</u></b></p> <p>From :<b>189€</b> <b>8.9</b> on Booking</p>  <p> <b>DISCOVER</b></p>
<p><b><u>Hole Hytter</u></b></p> <p>From :<b>140€</b> <b>9.1</b> on Booking</p>  <p> <b>DISCOVER</b></p>	<p><b><u>Westerås Gard</u></b></p> <p>From :<b>105€</b> <b>8.5</b> on Booking</p>  <p> <b>DISCOVER</b></p>	<p><b><u>Grande Hytteutleige</u></b></p> <p>From :<b>200€</b> <b>9.1</b> on Booking</p>  <p> <b>DISCOVER</b></p>
<p><b><u>Fjorden Campinghytter</u></b></p> <p>From :<b>55€</b> <b>8.9</b> on Booking</p>  <p> <b>DISCOVER</b></p>	<p><b><u>Vinje Camping</u></b></p> <p>From :<b>140€</b> <b>9.2</b> on Booking</p>  <p> <b>DISCOVER</b></p>	<p><b><u>Dalen Gaard camping</u></b></p> <p>From :<b>100€</b> <b>8.8</b> on Booking</p>  <p> <b>DISCOVER</b></p>

## ALESUND

Alesund is undoubtedly one of the country's most beautiful towns, competing with Bergen thanks to its art nouveau architecture, which is unique in Norway. Alesund is said to be the northern gateway to the Norwegian fjords..

### *What to see in Alesund*

- Take a stroll around the archipelago, along the town's quays to discover the architecture and the port (Brosundet)
  - You can also take [a guided tour of the city](#)
- Visit the Art Nouveau Museum
- See the Sunnmore museum, about Norwegian rural life, open-air museum
- See the whole archipelago from the superb viewpoint at Aksla
- A visit to the Atlantic Sea Park, a large aquarium featuring marine life from the Norwegian coastline
- Go and see the puffins on Runde Island, if it's the right season (April to August.)















## Things to do in and around Alesund

- **Kayak** in the Alesund archipelago
  - [Information and booking](#)
- Take a day **fishing** with a local fisherman
  - [Information and booking](#)
- Discover the Alesund archipelago by **boat**
  - [Information and booking](#)
- A return cruise to discover Geiranger and its fjord
  - [Information and booking](#)

## Where to stay in Alesund

Alesund is a perfect place to stay for a while and enjoy yourself, a very pleasant town. And what's more, because of its archipelago, the accommodation often has a sea view, which isn't bad! On the other hand, it's not cheap..

<p><b><u>Quality Hotel</u></b></p> <p>From :<b>135€</b> <b>8.3</b> on Booking</p>  <p> <b>DISCOVER</b></p>	<p><b><u>Thon Hotel</u></b></p> <p>From :<b>145€</b> <b>8.7</b> on Booking</p>  <p> <b>DISCOVER</b></p>	<p><b><u>Hotel 1904</u></b></p> <p>From :<b>125€</b> <b>9.0</b> on Booking</p>  <p> <b>DISCOVER</b></p>
<p><b><u>Appartements 20-40m<sup>2</sup></u></b></p> <p>From :<b>120€</b> <b>8.1</b> on Booking</p>  <p> <b>DISCOVER</b></p>	<p><b><u>Appartement 37m<sup>2</sup></u></b></p> <p>From :<b>130€</b> <b>9.0</b> on Booking</p>  <p> <b>DISCOVER</b></p>	<p><b><u>Appartement 35m<sup>2</sup></u></b></p> <p>From :<b>115€</b> <b>9.0</b> on Booking</p>  <p> <b>DISCOVER</b></p>

## FLAM

A key location in the Norwegian fjords. A mythical Unesco-listed fjord, a train line considered to be one of the most beautiful in the world and breathtaking scenery. Welcome to Flam!



### *Flam's train*



- This train runs between Flam and Myrdal (one way or return).
- He makes several journeys every day
- Bookings must be made several weeks in advance for the high season (July and August.)
- The journey takes 50 minutes one way (if you make the return journey, you stay 30 minutes in Myrdal and the return journey also takes 50 minutes.)
- Return fares start at NOK 595 (one-way from NOK 399.)
- There are two ways to buy tickets:
  - The website [Norway's Best](#) to buy the return ticket
  - The [Norwegian VY trains website](#) for single or return journeys



## A cruise on Naeroyfjord

A must! For me, it's the most beautiful fjord in Norway (and they've got lots of them). The cruise goes from Gudvangen to Flam (or vice versa) and then on to Naeroyfjord and Aurlandfjord.

- The cruise lasts 2 hours
- We start from Gudvangen or Flam
- The return journey is either by boat or bus
- Price: NOK 640 one way, NOK 960 return
- 2 departures per day in winter, 4 in summer ([fares and timetables here](#))
- Booking on [Norway's Best](#)



## Flam train + Naeroyfjord cruise from Bergen

If you're in Bergen and would like a Flam Train + Naeroyfjord cruise package, it's perfectly possible! It's a great day out with plenty to see, everything is included, and it costs just €340 (including tickets) :

- [Information and booking](#)

### Bergen: Viking Village, Nærøfjord Cruise & Flåm Railway

Top rated ★★★★★ 4.8 517 reviews

♥ Add to wishlist ↑ Share



Embark on a guided tour of the Norwegian countryside. Experience the Nærøfjord, one of the narrowest fjords in the world, and travel by road, rail, and water while admiring the panoramic views.

#### About this activity

Likely to sell out

From  
€344.73

Check availability

[Vincent Voyage](#) – Nordic countries and Northern Lights travel blog!

To support the blog and free content : <https://buymeacoffee.com/vincentvoyage>

[contact@vincent.voyage](mailto:contact@vincent.voyage)

## Other cruises to Flam or Gudvangen

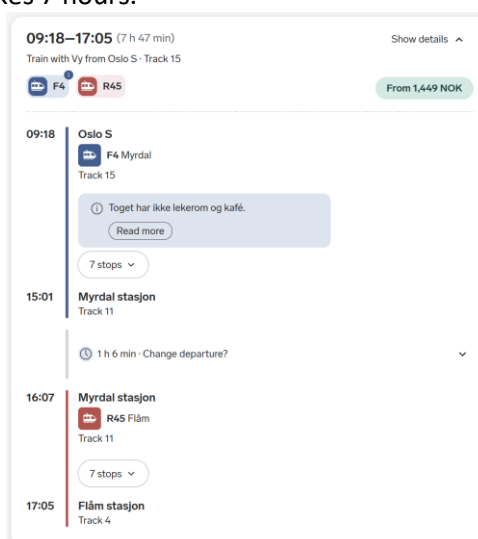
- **Bergen - Flam** cruise, 5 hours along the Sognefjord then the Aurlandfjord. Available as a one-way or return trip
  - [Information and booking](#)
- Norway's most beautiful ferry between **Kaupanger and Gudvangen**, only between May and September. 2h30, from NOK 599
  - [Information and booking](#)

## Getting to Flam from Bergen

- By **train**, with Bergen - Myrdal - Flam (superb route), almost 3 hours, from NOK 678
- By **bus**: the VY450, about 2h30
- By **boat**: the Bergen - Flam route, along the Sognefjord and Aurlandfjord. A 5-hour journey, available as a one-way or return trip.
  - [Information and booking](#)
- With an **agency** for a cruise on Naeroyfjord and the Flam train
  - [Information and booking](#)
- **Combined**: go to Voss by train, then from Voss to Gudvangen by bus, then the boat from Gudvangen to Flam via Naeroyfjord

## Getting to Flam from Oslo

- You can take the Oslo - Myrdal - Flam train
  - Tickets can be booked on the [Norwegian VY trains website](#)
- The VY450 bus takes 7 hours.





















[Vincent Voyage](#) – Nordic countries and Northern Lights travel blog!

To support the blog and free content : <https://buymeacoffee.com/vincentvoyage>  
[contact@vincent.voyage](mailto:contact@vincent.voyage)

## Where to stay in Flam

Between Flam, Undredal and Aurland, there are some superb options, not least with some amazing views over the fjord. However, prices go up during the summer and accommodation is particularly busy, so don't hesitate to book in advance. !

<p><b><u>Svingen Guesthouse</u></b></p> <p>From :<b>155€</b> <b>9.4</b> on Booking</p>  <p> <b>DISCOVER</b></p>	<p><b><u>Flåm Marina</u></b></p> <p>From :<b>210€</b> <b>9.2</b> on Booking</p>  <p> <b>DISCOVER</b></p>	<p><b><u>Flåmsbrygga Apartment</u></b></p> <p>From :<b>240€</b> <b>9.2</b> on Booking</p>  <p> <b>DISCOVER</b></p>
<p><b><u>Vangsgaarden Gjestgiveri</u></b></p> <p>From :<b>160€</b> <b>8.9</b> on Booking</p>  <p> <b>DISCOVER</b></p>	<p><b><u>Lunde Camping</u></b></p> <p>From :<b>60€</b> <b>8.6</b> on Booking</p>  <p> <b>DISCOVER</b></p>	<p><b><u>Hotel Aurlandsfjord</u></b></p> <p>From :<b>275€</b> <b>8.4</b> on Booking</p>  <p> <b>DISCOVER</b></p>
<p><b><u>Gudvangen Fjordtell</u></b></p> <p>From :<b>145€</b> <b>8.3</b> on Booking</p>  <p> <b>DISCOVER</b></p>	<p><b><u>Gudvangen Camping</u></b></p> <p>From :<b>65€</b> <b>8.1</b> on Booking</p>  <p> <b>DISCOVER</b></p>	<p><b><u>Visit Undredal</u></b></p> <p>From :<b>220€</b> <b>9.4</b> on Booking</p>  <p> <b>DISCOVER</b></p>

## What to see near Flam



















Not far away, there are some superb places to discover

- The Viking church in Borgund
- The Viking church at Urnes
- The Snovegen road
- The Laerdal tunnel, the longest tunnel in the world
- Undredal and Aurland from the Stegastein viewpoint
- **Visit Borgund and Stegastein from Flam !**
  - [Information and booking](#)



## WHERE TO STAY IN THE FJORDS REGION

So earlier I told you about accommodation in Alesund, Flam and Geiranger. Except that the region is very large and there are lots of other great places to stay. Here's a small selection. But I'd recommend Fjaerland, Lom, Eidfjord... let's have a look!

<p><b><u>Preikestolen Panorama</u></b> By Preikestolen</p> <p>From :<b>250€</b> <b>9.5</b> on Booking</p>  <p> <b>DISCOVER</b></p>	<p><b><u>Trolltunga Viking Haug</u></b> Odda</p> <p>From :<b>240€</b> <b>9.6</b> on Booking</p>  <p> <b>DISCOVER</b></p>	<p><b><u>Fjaerland Fjordstove</u></b> Fjaerland</p> <p>From :<b>240€</b> <b>8.6</b> on Booking</p>  <p> <b>DISCOVER</b></p>
<p><b><u>Visnes Hotel Stryn</u></b> Stryn</p> <p>From :<b>210€</b> <b>8.7</b> on Booking</p>  <p> <b>DISCOVER</b></p>	<p><b><u>Hjelle Hotel</u></b> Hjelle</p> <p>From :<b>130€</b> <b>9.1</b> on Booking</p>  <p> <b>DISCOVER</b></p>	<p><b><u>Valldal Fjordhotell</u></b> Valldal</p> <p>From :<b>155€</b> <b>9.1</b> on Booking</p>  <p> <b>DISCOVER</b></p>
<p><b><u>Toftemo tourist station</u></b> Dovre</p> <p>From :<b>100€</b> <b>8.8</b> on Booking</p>  <p> <b>DISCOVER</b></p>	<p><b><u>Jotunheimen Husky Lodge</u></b> Randsverk</p> <p>From :<b>190€</b> <b>9.7</b> on Booking</p>  <p> <b>DISCOVER</b></p>	<p><b><u>Melkevoll Bretun Camping</u></b> Briksdalsbreen</p> <p>From :<b>100€</b> <b>8.8</b> on Booking</p>  <p> <b>DISCOVER</b></p>

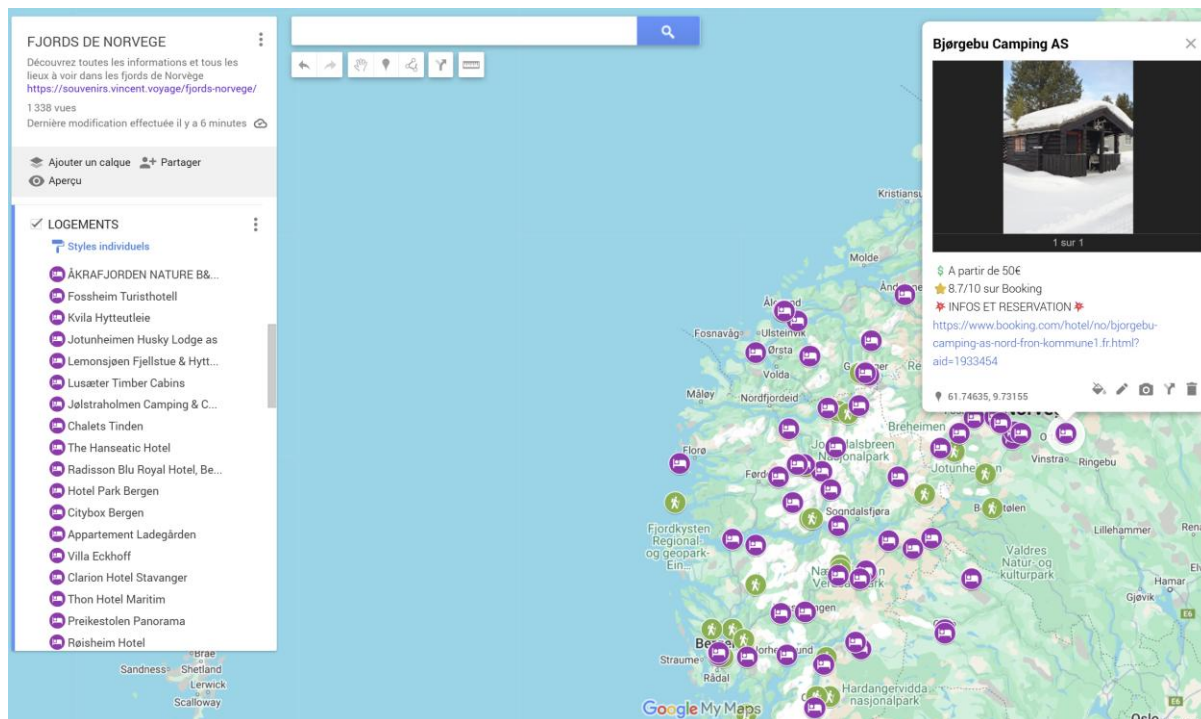
*Vincent Voyage – Nordic countries and Northern Lights travel blog!*

To support the blog and free content : <https://buymeacoffee.com/vincentvoyage>  
[contact@vincent.voyage](mailto:contact@vincent.voyage)

On the Norway Fjords map, you have access to a much wider selection of accommodation throughout the region, with prices and ratings.

If you only want to see the accommodation shown on the map below, simply turn off all the other layers !

★ [Click here to access the map !](#) ★



[Vincent Voyage](#) – Nordic countries and Northern Lights travel blog!

To support the blog and free content : <https://buymeacoffee.com/vincentvoyage>

[contact@vincent.voyage](mailto:contact@vincent.voyage)

## HOW TO GET THERE AND GET AROUND

- Nearest **train** station :
  - Bergen / Flåm / Myrdal
  - For journeys and tickets, it's on [Vy.no](https://vy.no)
- **Most convenient** airports :
  - Bergen
  - Alesund
  - Oslo can be a good alternative to then take the train to Bergen
  - Compare flights and airlines, it varies enormously from one day to the next. I use [Kayak](https://www.kayak.com), very reliable in my opinion.
- Quite a few buses in the area. **Planner** :
  - <https://entur.no/>
  - You have to plan ahead because not necessarily a lot of daily connections
- Cruise the fjords
  - The famous [Hurtigruten](https://www.hurtigruten.no)
- Take the various **ferries** and fjord crossings
  - Usually done without reservation
  - You pay with Autopass ([discover how to have Autopass in this article](#))
  - The Geiranger–Hellesylt and Lauvvik–Lysebotn routes are the most popular and require you to arrive very early
  - The ENTUR planner also offers ferries
- **Car Rental** :
  - Cars can be rented in major cities and at airports. So Stavanger / Bergen / Alesund / Oslo



**RENT YOUR CAR IN NORWAY**  
with *Discover Cars*

- Car rental comparator
- From 25\$
- Unlimited mileage
- Provided with Autopass toll tag

[Find out more](#)

---

# OSLO

---

[Full blog post about Oslo](#)

## OSLO IN A NUTSHELL

### Best places to see in the city

- Vigeland
- The new docks, from the Opera to Aker Brygge
- City center from Domkirke to National Theatre

### 3 Best museums

- [FRAM](#)
- [Norwegian Folklore](#)
- [Kon Tiki](#)

### 3 Best activities

- [A guided tour in Oslo](#)
- [A cruise in the archipelago](#)
- [A snowshoe initiation](#)

### 3 Favorite restaurants

- *Den Glade Gris*
- *The Salmon*
- *Rorbua Aker Brygge*

### 3 Best places to stay

- [Karl Johan Hotel](#)
- [Clarion Hotel Oslo](#)
- [City Box Oslo](#)

### 3 Favorite cafes

- *Fuglen*
- *Café Provence*
- *Tullins Cafe*

### Car Rental Comparators

- [Discover Cars](#)
- [Rental Cars](#)

### Best Time to Come

- Oslo can be visited all year round
- From mai to september is super pleasant

### How long to Stay to enjoy the city

- Oslo city center requires a minimum of 2 days
- But 3 days allow you to take your time and visit more museums
- In a week you can visit Oslo and Bergen

## PLACES TO SEE IN OSLO

- Museums. Oslo has some very interesting museums to get to know and immerse yourself in Norwegian culture
  - **FRAM**, Museum of Polar Expeditions (essential, really)
    - [Info & booking](#)
  - **Kon Tiki**, on the crossing of the Pacific with an Inca raft. An ultra-famous odyssey in Norway and Peru
    - [Info & booking](#)
  - Norwegian **Folklore** Museum , to understand Norwegian life
    - [Info & booking](#)
  - Nobel **Peace Museum**
    - [Info & booking](#)
  - Viking Ship **Museum** (closed, under renovation)
    - [Information](#)
  - Ski Museum at the **Holmenkollen ski jump** with a great view of the city
    - [Information](#)
  - Norwegian **Maritime** Museum
    - [Info & booking](#)
  - **National** Museum
    - [Info & booking](#)
  - **Munch** Museum
    - [Info & booking](#)
  - → These museums are accessible with the [OSLO PASS](#)



- **Akershus Castle**
- The **royal palace**, but the interior only open during summer
- **Vigeland Park**
  - And its small museum
- The **Bygdøya Peninsula**
  - There are all the main museums but Bygdøya is a super nice place to walk around, and even some small beaches
  - It can be reached by shuttle boat at the city hall

# MUSEUM FERRIES

**B9 from City Hall pier 3**

CITY HALL	DRONNINGEN FOLKEMUSEUM HL-CENTER	BYGDØYNES KON-TIKI, FRAM MARITIME MUSEUM	ARRIVE CITY HALL
09:40	09:50	09:55	10:05
10:10	10:20	10:25	10:35
10:30	10:45	10:50	11:00
10:50	11:05	11:10	11:20
11:10	11:25	11:30	11:40
11:30	11:45	11:50	12:00
11:50	12:05	12:10	12:20
12:10	12:25	12:30	12:40
12:30	12:45	12:50	13:00
12:50	13:05	13:10	13:20
13:10	13:25	13:30	13:40
13:30	13:45	13:50	14:00
13:50	14:05	14:10	14:20
14:10	14:25	14:30	14:40
14:30	14:45	14:50	15:00
14:50	15:05	15:10	15:20
15:10	15:25	15:30	15:40
15:30	15:45	15:50	16:00
15:50	16:05	16:10	16:20
16:10	16:25	16:30	16:40
16:30	16:40	16:45	16:55
16:50	17:05	17:10	17:20
17:10	17:20	17:25	17:35
17:40*	17:50*	17:55*	18:05*
18:10*	18:20*	18:25*	18:35*

On marked departures: Cancellations may occur. Do not take

**Day pass Both routes!**

NOK 92 (1 day)  
NOK 68 (2 days)  
NOK 58 (3 days)

Season 2022: April 8 to October 2

**OSLO**  
CITY HALL, OPERA, MUNCH, SALT, HALVÅRS, AKERSHUS, BYGDØYNES, DRONNINGEN, FOLKEMUSEUM, KON-TIKI, FRAM, MARITIME MUSEUM, SALT art & music, OPERA house, MUNCH art museum

**BYGDØY**  
Norsk Folkemuseum, Kon-Tiki Museum, Norwegian Maritime Museum, FRAM polar ship, Holocaust Center

**SKIPS AS BYGDØYFERRIERNE**

*Vincent Voyage* – Nordic countries and Northern Lights travel blog!

To support the blog and free content : <https://buymeacoffee.com/vincentvoyage>  
[contact@vincent.voyage](mailto:contact@vincent.voyage)

- The **historic** city center
  - From the Opera House to the Castle via the Banksplassen
  - The cathedral
  - Stortinget / Karl Johan Gate
- The new docks of **Aker Brygge**



## THINGS TO DO IN OSLO

- **OSLO PASS**
  - 1j : 44€ per adult / 2j : 64€ per adult / 3j : 75€
  - Access to all museums included
  - Access to all transport in zones 1 and 2
  - Access to the boat that goes to the museums
- **Boat trip in the fjords**
  - [2-hour fjord cruise](#)
  - [3-hour cruise with buffet!](#)
- **Guided tour**
  - [A 2-hour guided tour of the main places in the city](#)



## WHERE TO STAY IN OSLO

Oslo is a super expensive city for housing. Oh, really. We have a few possibilities at almost reasonable prices, but there are not many of them. In the city center you can find:

























- [Smart Hotel](#) (around 100€)
- [Hotel Citybox](#) (same, around 100€)
- [Park Inn Radisson](#) (around 150€)
- For a slightly wow hotel, the superb [Karl Johan Hotel](#)

On the next page, I make a selection of 12 accommodations for all prices and all needs!

If you need an accommodation by the Oslo Gardermoen Airport :

- [I tell you everything in this blog post](#) with all the possibilities and how to get there
- I would advice these ones :
  - [Radisson Blu](#), because you don't have to walk, to take a bus, you only need to cross the road. Very good bed, great breakfast (seriously), and not expensive in the « non touristic » season
  - [Radisson Red](#), the « newer version » of Radisson. Almost the same, you don't need to take the bus, you need to walk 5 minutes. A bit less expensive, still comfortable
  - [Thon Oslo Airport](#), less expensive but like all the other hotels, you need to take the shuttle to go there (line S22). An expensive shuttle, so even if the hotel is less expensive, this should be taken in account when you book it. But this is a great hotel, really ! And Thon breakfast are considered as the best in the country

You can view all accommodations [on Booking](#)

<p><b><u><a href="#">Comfort Xpress Central</a></u></b></p> <p>From :<b>90€</b> 8.0 on Booking.com</p>  <p> DISCOVER</p>	<p><b><u><a href="#">City Box Oslo</a></u></b></p> <p>From :<b>70€</b> 8.1 on Booking.com</p>  <p> DISCOVER</p>	<p><b><u><a href="#">Anker Hotel</a></u></b></p> <p>From :<b>80€</b> 7.7 on Booking.com</p>  <p> DISCOVER</p>
<p><b><u><a href="#">Grand Hotel</a></u></b></p> <p>From :<b>240€</b> 8.1 on Booking.com</p>  <p> DISCOVER</p>	<p><b><u><a href="#">Karl Johan Hotel</a></u></b></p> <p>From :<b>155€</b> 8.7 on Booking.com</p>  <p> DISCOVER</p>	<p><b><u><a href="#">Radisson Blu Plaza</a></u></b></p> <p>From :<b>147€</b> 8.4 on Booking.com</p>  <p> DISCOVER</p>
<p><b><u><a href="#">Thon Hotel Spectrum</a></u></b></p> <p>From :<b>116€</b> 8.4 on Booking.com</p>  <p> DISCOVER</p>	<p><b><u><a href="#">Park Inn Radisson</a></u></b></p> <p>From :<b>117€</b> 8.1 on Booking.com</p>  <p> DISCOVER</p>	<p><b><u><a href="#">Clarion Hotel Oslo</a></u></b></p> <p>From :<b>180€</b> 8.8 on Booking.com</p>  <p> DISCOVER</p>
<p><b><u><a href="#">Numa I Hallen Apart</a></u></b></p> <p>From :<b>95€</b> 8.1 on Booking.com</p>  <p> DISCOVER</p>	<p><b><u><a href="#">Maya Apartment</a></u></b></p> <p>From :<b>95€</b> 8.1 on Booking.com</p>  <p> DISCOVER</p>	<p><b><u><a href="#">Bob W Sentralen</a></u></b></p> <p>From :<b>70€</b> 8.9 on Booking.com</p>  <p> DISCOVER</p>


*Vincent Voyage* – Nordic countries and Northern Lights travel blog!

To support the blog and free content : <https://buymeacoffee.com/vincentvoyage>  
[contact@vincent.voyage](mailto:contact@vincent.voyage)

## WHERE TO EAT

In the same way, restaurants are expensive in Oslo, but you can eat very well !

- Lots of good restaurants near Aker Brygge
  - The Salmon, necessarily a restaurant all about... salmon
  - Døgnvill Burger
  - Rorbua Aker Brygge
  - Eataly, Not bad
  - Ice cream Paradis
- Den Glade Gris that revolves around the pig (and a fantastic shank)
- Statholderens mat og vinkjeller, Michelin rated (prepare your credit card!)



## HOW TO GET THERE AND GET AROUND

- **Nearest train station :**
  - Oslo Central station
  - For journeys and tickets, it's on [Vy.no](https://vy.no)
  
- **Nearest airports :**
  - Oslo Gardermoen
  - Check out all the possibilities to [go to the center from the Airport in this article](#)
  - To get from the airport to the city center, take the Flytoget train (faster, more expensive) or the VY train (slower, cheaper))
  - Compare flights and airlines, it varies enormously from one day to the next. I use [Kayak](#), very reliable in my opinion.
  
- **Getting around the city centre**
  - Several metro and tram lines
  - Accessible with the OSLO PASS
  - RUTER **app** to buy transport tickets
  
- Quite a bit of transport in the area. **Planners :**
  - General: <https://entur.no/>
  - In Oslo: [Ruter.no](https://ruter.no)
    - Ruter app to buy tickets and plans
  
- Coming by **ferry** from abroad
  - Hirtshals (Denmark) – Larvik (the main one)
  - Kiel (in Germany) - Oslo
  - Frederikshavn (vv) - Oslo
  - Copenhagen (Danemark) – Oslo
  - [Compare ferries with Direct Ferries](#)
  
- Car **Rental :**
  - You don't necessarily need a car in Oslo. Transport is good and parking is expensive. On the other hand, to go out and visit the region or go further, it's done well.
  - All the major brands are present, either at the airport, at the central station and in the city centre. So it's impossible to advise anyone in particular.
  - It is absolutely necessary to **COMPARE** prices and reviews. I use [Kayak](#), reliable and without any unpleasant surprises. But now I still go through [Discover Cars a lot](#)

---

# THE VIKING CHURCHES

---

## WHAT ARE THE VIKING CHURCHES OF NORWAY

Almost everywhere in the country, especially in the center, there are churches that are unique in the world: stavkirke churches, which are typical of the Vikings after the conversion to Christianity:

- 28 churches left
- The oldest are 900 years old
- Beautifully carved
- A smell of tarred wood still present centuries later



## WHERE THESE CHURCHES ARE LOCATED

- The google maps map with all locations [can be found here](#)
- Oslo Area
  - Gol – Norwegian Folklore Museum (Oslo)
  - Høyjord – south of Drammen
  - Flesberg – west of Oslo
- Bergen area
  - **Fantoft** – in Bergen, reconstruction of the burned church in 1992
  - **Urnes** – Unesco World Heritage Site
  - Hopperstad – on the banks of the Sognefjord
  - Undredal – next to Flam
  - Kaupanger
  - **Borgund** – one of the best known and most impressive
- South-west of the country, between Oslo, Bergen and Stavanger
  - Røldal – not far from Odda
  - Eidsborg – in Telemark
  - Heddal – in Telemark
  - Rollag
  - Nore
  - Uvdal
- Central country
  - Torpo
  - Hedalen
  - Reinli
  - Garmo – in Lillehammer
  - Hore
  - Lomen
  - Hegge
  - Ringebu
  - **Lom**
- Between Alesund, Kristiansund, Trondheim
  - Rødven – next to Andalsnes
  - Kvernes – next to Kristiansund
  - Grip – in Kristiansund
  - Haltdalen – in Roros



[Vincent Voyage](#) – Nordic countries and Northern Lights travel blog!

To support the blog and free content : <https://buymeacoffee.com/vincentvoyage>  
[contact@vincent.voyage](mailto:contact@vincent.voyage)

---

## WHO AM I

---

Well I'm Vincent, from the blog [Vincent Voyage](#) (super original isn't it!).

In love with Norway and the Nordic countries for many years, I now spend several months up there to enjoy the calm of the region, its fantastic landscapes, under the Northern Lights of course.

I am also a travel blogger, specialized in [Norway](#), the [Northern Lights](#) but not only!

I appreciate Iceland as much as the [castles of the Loire](#). I have a passion for Burma and Peru and dream of returning to New Zealand.

This blog is mainly used to show you that it's easy. Traveling is easy and I try to provide an answer to all the questions I have asked myself. Because all the questions you ask yourself, you are not the first, so I will try to simplify the trip 😊

And I offer you these following articles:

- [Discover Norway](#)
  - [Tromso](#)
  - [Senja](#)
  - [Lofoten Islands](#)
  - [Bergen](#)
  - [Oslo](#)
  - [Norwegian Fjords](#)

And much more !

[All my blog posts about Norway are gathered here](#)

## SOCIAL MEDIA

I am present on several social media:

- [Instagram](#) : publication of photos and videos mainly about Norway and the Northern Lights.  
Account: [Vincentvoyage](#)



Rejoignez-moi sur [Instagram](#) !

- [Facebook page](#) : publication of photos and videos but not only! Presentation of my work, the work of others, easy to chat with the community. It's super simple to exchange and often I ask people's opinions on different subjects.  
Account: [Vincentvoyage](#).



I am also present on:

- [Twitter](#)
- [Threads](#)

You can contact me at [contact@vincent.voyage](mailto:contact@vincent.voyage)

And if you're not there yet, you can join us on the [French Facebook groupe about Norway](#) !

*[Vincent Voyage](#) – Nordic countries and Northern Lights travel blog!*  
To *support the blog* and free content : <https://buymeacoffee.com/vincentvoyage>  
[contact@vincent.voyage](mailto:contact@vincent.voyage)

## HOW TO SUPPORT THE BLOG AND FREE CONTENT

Contrary to what some might think, blogging and photography are not my job. It's a passion taken in my free time. The advantage is that I don't want it to become a job, so as not to lose this freedom and this passion (plus I love my "real" job, which I don't want to stop).

I try to make sure that the blog makes a little money while trying to be as transparent as possible for the readers.

I don't work with tourism offices, I don't do any advertising, all you see here in this guide, if I've tested it, it's because I paid for it and I enjoyed it. So you will have no problem with the veracity of my reviews 😊

If I didn't test, it's because I checked that the reviews were good and that the quality was really there.

For the monetization part of the blog and guide, sometimes there are affiliate links. That is to say, and this is totally transparent for you, that if you go through some of my links to book with booking or getyourguide for example, you will not pay more and I receive a small percentage. I insist on the fact that you will not pay more.

I refuse to work with certain partners who inflate prices in exchange for higher compensation. So EVERYTHING I offer you here is checked to see what the lowest price is for you with a trusted partner. In general, I make sure that you have free cancellation so that you don't get stuck.

**So, to support the blog and make sure that it is self-financing, you can go through the links offered in the guide.**

But you can also, if you're traveling elsewhere, use these generic links (next page) when planning your trips, and even keep these links as favorites for later, it still won't be more expensive for you and I'll have that little commission. A big thank you in advance! 😊

*If you enjoyed this free guide, you also have the option of leaving a little something on [Buy Me a Coffee](#), a creator support site*



Buy me a coffee

- **Tickets** for museums, castles, parks :
  - [Tiqets](#)
  
- **Activities:** You can book your activities using the following links
  - [Getyourguide](#)
  - [Viator](#)
  - [Civitatis \(many things but mostly guided tours!\)](#)
  
- **Accommodation:**
  - [Booking](#)
  
- **Car Rental:**
  - [Discover Cars](#)
  - [RentalCars](#)
  
- **Flights :**
  - [Air France](#)
  - [Transavia](#)
  - [Vueling](#)
  
- **Ferries**
  - [Direct Ferries](#)
  
- **Bus**
  - [Flixbus](#)

## OTHER FREE GUIDES

This guide to Norway is my first, but it won't be my last! I've already finished two other guides:


- One on Iceland
- Another on the Châteaux of the Loire

And they're in French and English. Just click on them to download.!

More to come. A Spanish translation is already in the pipeline, as are guides to the following destinations:

- Lanzarote
- Finnish Lapland
- Rome
- Budapest

You can find all the guides here



*[Vincent Voyage](https://www.vincentvoyage.com/) – Nordic countries and Northern Lights travel blog!*

To support the blog and free content : <https://buymeacoffee.com/vincentvoyage>  
[contact@vincent.voyage](mailto:contact@vincent.voyage)